

Asylum statistics for the North East- as at March 2006



This publication includes data for the 1st Quarter (Q1) of 2006, relating to January to March 2006.

It includes the most recently available information from regional, national and some European statistics on the number of asylum seekers and their circumstances. Please note that not all the information relates to the same period largely due to the different publication dates of the source material.

Further Information

Enquiries about this bulletin should be addressed to: The Statistics Officer,
North of England Refugee Service and NECARS, 2 Jesmond Road West, Newcastle upon Tyne,
NE2 4PQ
Telephone: 0191-2457311 Ext: 208
0191-2116711

I. Summary	
i. Summary.....	3
II.Supported Asylum Seekers in the Region	
i. Asylum seekers supported by the local authorities.....	4
ii. Subsistence only (SO) supported asylum seekers.....	4
iii. Number of households in the North East by provider and region.....	5
III.Nationality of Supported Asylum seekers in Region	
a. Top ten Nationalities in the North East.....	6
IV.Supported Asylum Seekers by Region – Including dependants	
a. Asylum seekers in different regions of the UK.....	7
b. Subsistence only supported asylum seekers in different regions of the UK.....	7
V.Asylum Applications - National	
a. Number of applications for the past 9 quarters.....	8
b. The top ten nationalities applying for asylum in quarter 1 of 2006.....	8
VI.NASS Applications – National	
a. Number of NASS applications made in the past 6 quarters.....	9
b. Top ten nationalities applying for NASS support.....	9
VII.Asylum Application Initial decisions – National	
a. Number of decisions made for the past 5 quarters.....	10
b. Number of decisions made for the past 9 quarters.....	10
c. Timeliness of Initial decisions	10
VIII.Applications and support under section 4 of the Immigration and Asylum Act 1999 (Hard Case)	
a. Section 4 support description.....	11
b. Successful applications for Section 4.....	11
c. Top 10 nationalities successful application Q1 2006.....	11
IX.Asylum Appeals – National	
a. Appeals received.....	12
b. Appeals determined.....	12
c. Appeals determined by Immigration (IAA)	12
d. Timeliness of Appeal decisions.....	12
X.Applications to European/Non European Countries	
a. Applications to European Countries/ Non European Countries 2004, 2005 and 2006 Q1.....	13
XI. Asylum Levels and Trends in Industrialised Countries 1st Qtr, 2006	14
XII. Acknowledgements	16

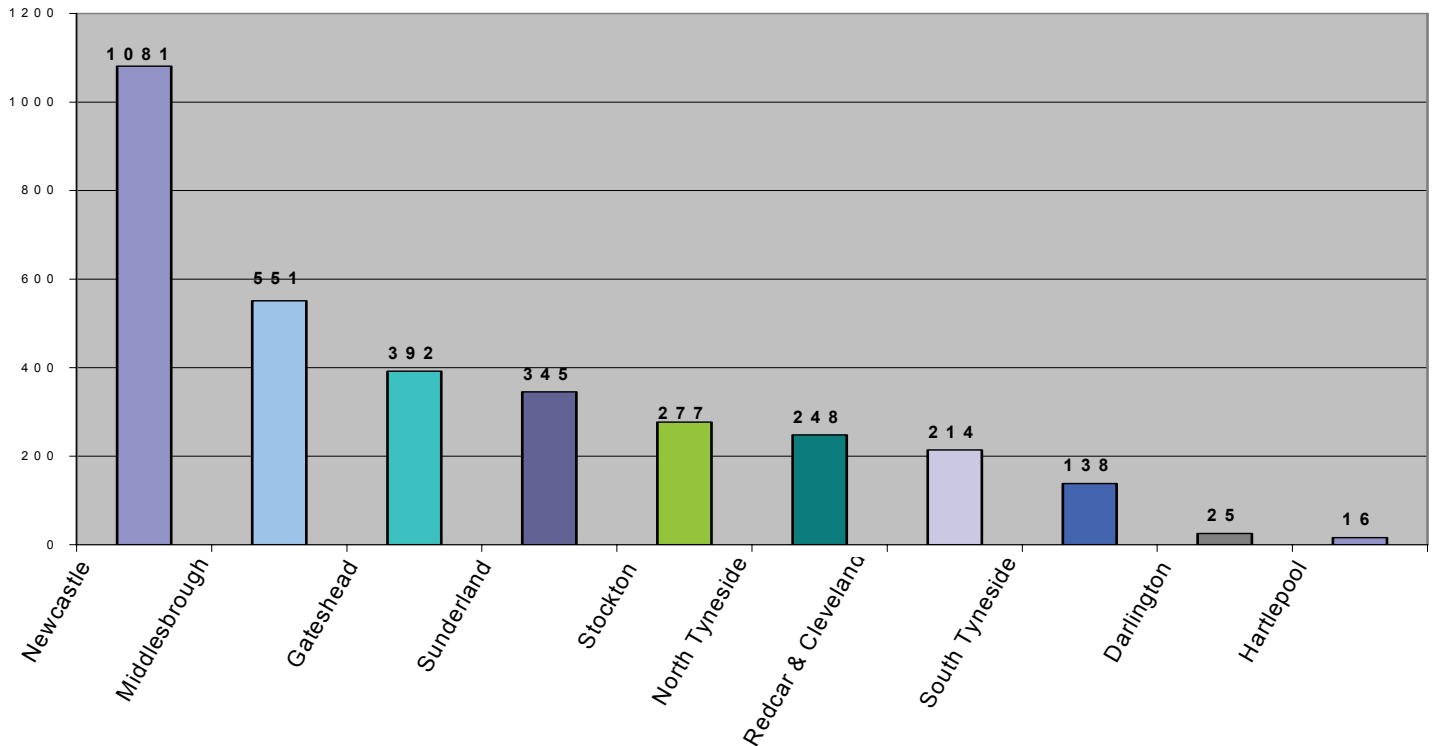
Summary

1. As at March 2006 there were 3045 asylum seekers in the North East in NASS accommodation, a decrease of (7.36%) from December 2005. 1025 (33.66%), are living in Newcastle [Page 4 and 5]
2. The main nationalities of asylum seekers in the North East are Iranian (12.2%), Turkish (7.3%) and Angolan (7.2%). [Page 6]
3. The total number of asylum seekers in the UK who are supported by NASS (The National Asylum Support Service) is 34,220, a decrease of 30.7% from the previous quarter. Greater London has the largest number with 10,060 followed by Yorkshire and Humberside 8,040. [Page 7]
4. 6,455 Asylum applications in the quarter nationally 5% higher than previous quarter, (6,165). The main countries of origin were Zimbabwe (12%), Eritrea (11.6%) and Iran (8.8%). [Page 8]
5. The number applying for NASS support nationally was 6,030 a decrease of 12% from the previous quarter. The main nationalities applying for NASS support were Iran (15.9%), Eritrea (9.2%) and Somalia (7.29%). [Page 9]
6. A total of 5645 asylum applications received initial decisions, 13% lower than the previous quarter. The number awaiting a decision was 6,400. 10% of initial decisions were granted asylum in Q4. [Page 10]
7. Successful applications for Section 4 ('Hard Case') in Q4: 960, 36% lower than previous quarter – mostly from Iraqis. [Page 11]
8. 5,060 appeals were received, 7% lower than previous quarter and 5,540 were determined, and were 52% lower than in Q4 2004. [Page 12].
9. 214,500 applications received in countries in the EU15, 239,800 received in EU25 countries, Total for Europe was 255,300, the grand total of Applications was 326,900 (Jan-Dec 2005) [Page 13]
10. 235,300 asylum requests submitted in the 36 Industrialised Countries in the first nine months, 181,000 new applications submitted in Europe in the first nine months. Number of new asylum requests in the United Kingdom fell 24% during January – September compared with same period 2004.

Supported Asylum Seekers in the Region – including dependants

Asylum seekers supported by the local authorities

- In the North East there are 10 different Local Authorities where the majority of asylum seekers are accommodated. The Chart below shows individual asylum seekers supported in NASS accommodation.



Subsistence Only (SO) supported Asylum seekers

There are **75** asylum seekers in the **North East** who are not in NASS accommodation and receive only subsistence (cash) support from NASS. In total there are **14,050** clients getting only subsistence support throughout the country. The North East had **0.53%** of this number. **10,000 (71%)** of all asylum seekers in receipt of subsistence only support was located in London.

The table below shows by Local Authorities the number of individual asylum seekers in receipt of subsistence only support from NASS:

Local Authority	Number of SO Individuals
NEWCASTLE UPON TYNE	25
SUNDERLAND	14
MIDDLESBROUGH	15
GATESHEAD	8
STOCKTON	4
NORTH TYNESIDE	2
DARLINGTON	2
TOTAL	70

Note: Figures based on NASS data which may differ from Home office provisional figures.

Number of households in NASS accommodation in the North East

There were **1513** households made up of **3287** individuals in the North East as at the end of December 2005. The table below shows the number of households and individuals in each Local Authority area sub-divided by accommodation provider:

Town	PROVIDER	Number of Households	Number of individuals
<i>DARLINGTON</i>			
	NECARS	16	25
	Totals	16	25
<i>GATESHEAD</i>			
	Angel Group	76	170
	NECARS	98	211
	Leena Homes Ltd	1	6
	Clearsprings Management Ltd	2	5
	Totals	177	392
<i>HARTLEPOOL</i>			
	NECARS	8	15
	Newcastle City Asylum Team	1	1
	Totals	9	16
<i>MIDDLESBROUGH</i>			
	Leena Homes Ltd	182	341
	NECARS	81	210
	Totals	263	551
<i>NEWCASTLE</i>			
	NECARS	306	745
	Angel Group	177	366
	Totals	483	1081
<i>NORTH TYNESIDE</i>			
	NECARS	93	248
	Totals	93	248
<i>REDCAR and CLEVELAND</i>			
	REDCAR & CLEVELAND AST	1	2
	NECARS	63	212
	Totals	64	216
<i>SOUTH TYNESIDE</i>			
	Angel Group	2	4
	NECARS	46	134
	Totals	48	138
<i>STOCKTON</i>			
	Stockton-on-Tees A.S.T.	1	1
	NECARS	77	147
	Leena Homes Ltd	51	107
	Clearsprings Management Ltd	19	22
	Totals	148	277
<i>SUNDERLAND</i>			
	Adelphi Hotels Ltd	36	46
	Clearsprings Management Ltd	77	94
	Leena Homes Ltd	1	7
	NECARS	98	198
	Totals	212	345
Grand Total		1513	3287

Note: Figures taken from NASS monthly figures as at end of March 2006 and not Home Office Statistics.

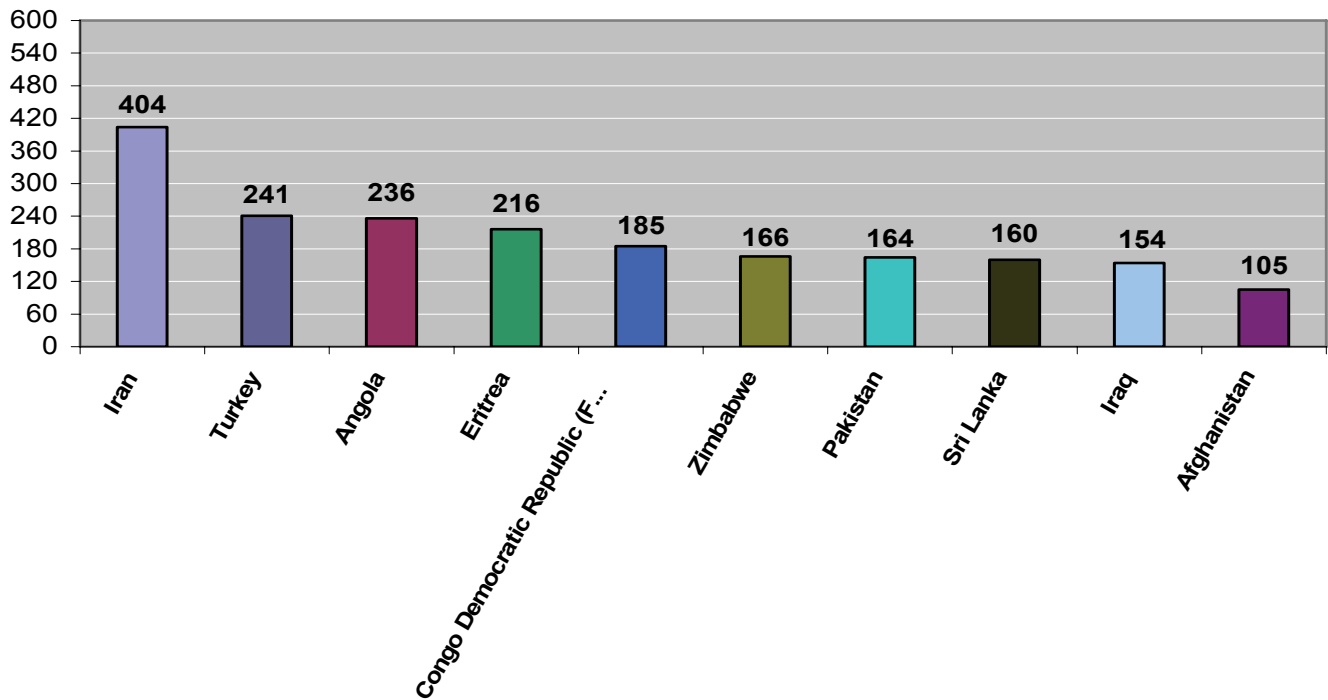
Nationality of Supported Asylum Seekers in Region – including dependants

Top ten Nationalities in the North East

The totals below represent the number of asylum seekers currently residing in NASS accommodation or in receipt of subsistence only support.

As at end December 2005:

- There were **78** different Nationalities in the North East
- The top **10** nationalities in the North East region are shown below:



Supported Asylum Seekers by Region – including dependants

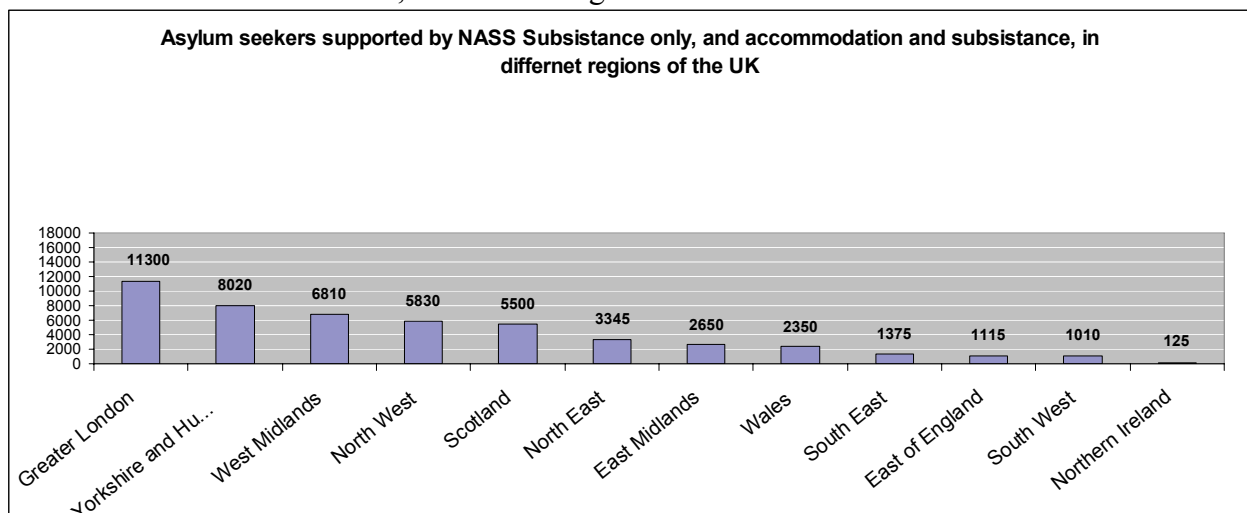
Asylum seekers in different regions of the UK

The totals below represent the numbers of asylum seekers who are currently in NASS accommodation or are in receipt of subsistence (cash) only support. They reflect the numbers of new applicants granted support and exclude applications for those for whom support has ceased. These figures do not include asylum seekers who are not supported by NASS.

As at the end of December 2005:

- **14,290** asylum seekers were receiving subsistence only support
- **35,140** asylum seekers were supported in NASS accommodation
- Thus a total **49,430** asylum seekers were in receipt of NASS support as at the end of Q4 of 2005 which is **4%** lower than the previous quarter (Sept-05 = **51,495**)

The chart below shows the number of asylum seekers supported by NASS Subsistence only, and by accommodation and subsistence, in different regions of the UK as at the end of December 2005.



- ♦ The regions with the highest populations of asylum seekers supported by NASS in order of numbers were: Greater London (22.9%), Yorkshire and Humberside (16.2%), North West (13.8%), West Midlands (11.8%), Scotland (11.1%), the **North East** is in sixth place with **6.8%** of all the asylum seekers supported by NASS in the UK.
- ♦ Below is a table showing the number of asylum seekers in receipt of subsistence only support and clients in NASS accommodation by region:

Government Office Region (GOR)	In receipt of Subsistence only support	Supported in NASS accommodation
Greater London	10,000	1,300
Yorkshire and Humberside	375	7,645
North West	680	6,130
West Midlands	785	5,045
Scotland	160	5,340
North East	75*	3,270
East Midlands	525	2,125
Wales	70	2,280
South East	865	510
South West	210	905
East of England	530	480
Ireland	10	115

* Taken from the Home office report and not NASS monthly figures.

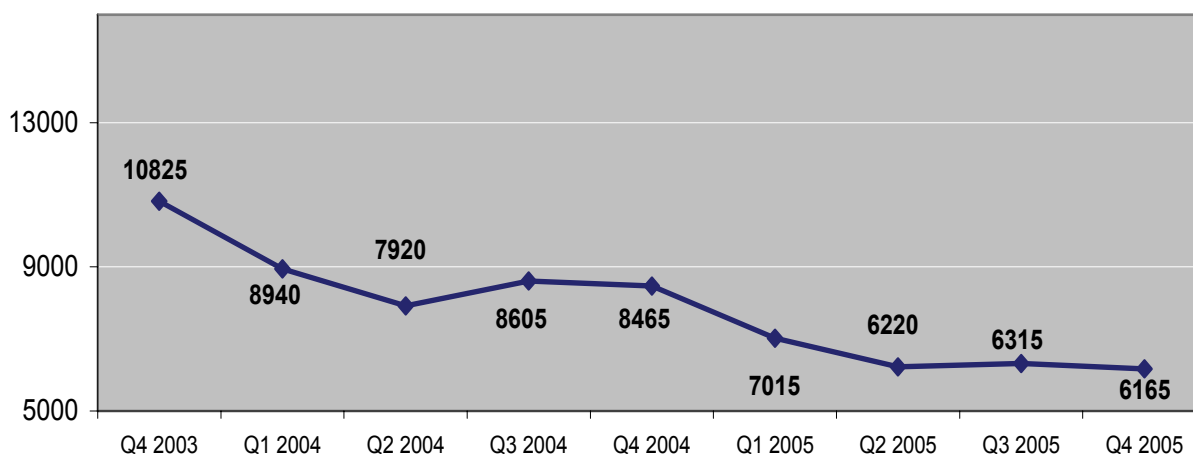
Asylum applications – National

Number of applications for the past 9 quarters

- Applications: 6,165 2% lower than previous quarter

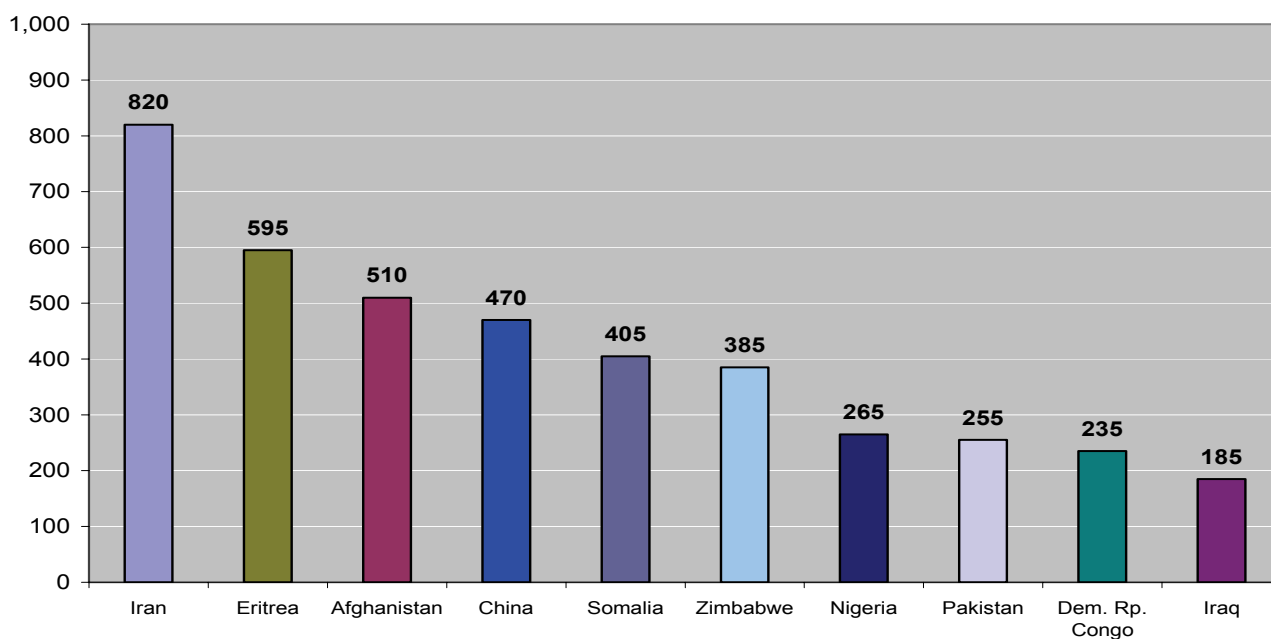
Applications for asylum (excluding dependants) in the UK decreased by 2% in Q4 to 6,165, from Q3 (6,315) and was 27% less than Q4 2004.

The Chart below shows the number of applications for the past 9 quarters:



The top ten nationalities applying for asylum in Q4 of 2005

The largest nationality applying for asylum in Q4 of 2005 was Iran with 820 applications 9% higher than Q3. Below shows the top 10 nationalities applying for asylum in the UK in Q4:



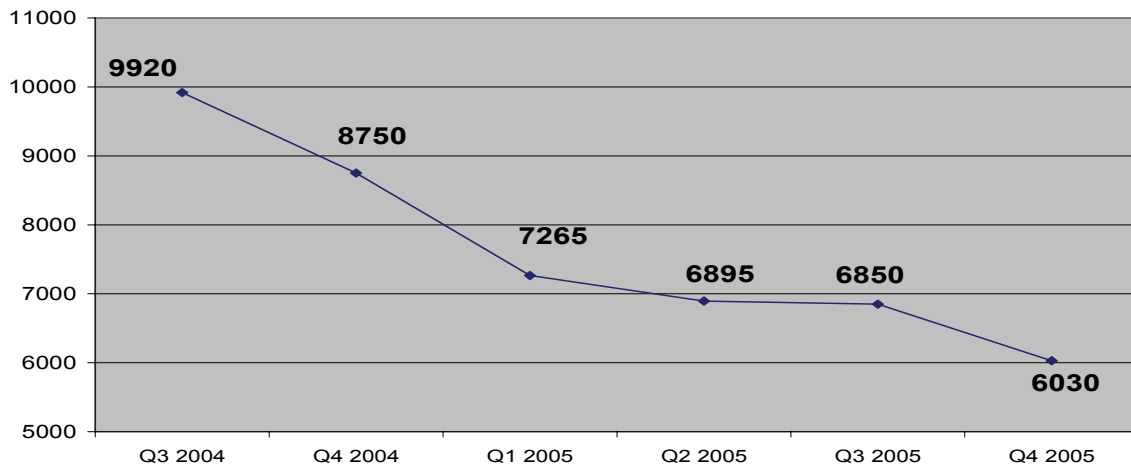
NASS applications - National

Number of NASS applications made in the past 6 quarters

- **Total applications: 6,030 which was 12% lower than previous quarter**

The number of applications for NASS support in Q4 was 6,030 12% lower than Q3 (6,850) and 30% lower than Q4 2004 (8,645).

In Q4, 4,830 (80%) applications were from single adults and 1,200 (20%) were from family groups.



- **Support type:**

- In Q4, **4,115 (68%)** applications were for accommodation and subsistence support and **1,515 (25%)** of applications were for subsistence only support.
- The remaining 7% of applications were classified as invalid or unknown.

Top Ten Nationalities applying for NASS support:

Iran	960
Eritrea	560
Somalia	440
Iraq	385
Afghanistan	315
China	265
Zimbabwe	250
Dem. Rep. Congo.	230
Pakistan	225
Sudan	215
Others	2,195
Total	6,030

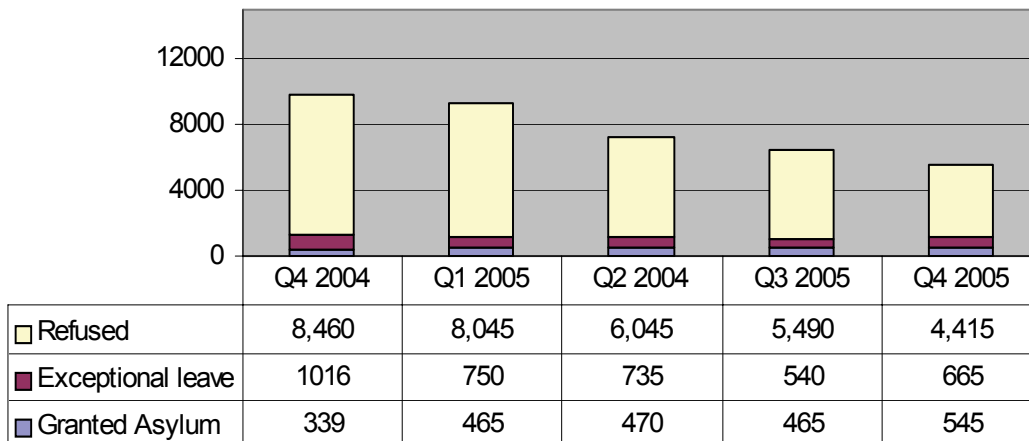
Asylum application initial decisions – National

Number of decisions made for the past 5 quarters

• Initial Decisions in Q4: 5,645, 13% lower than previous quarter

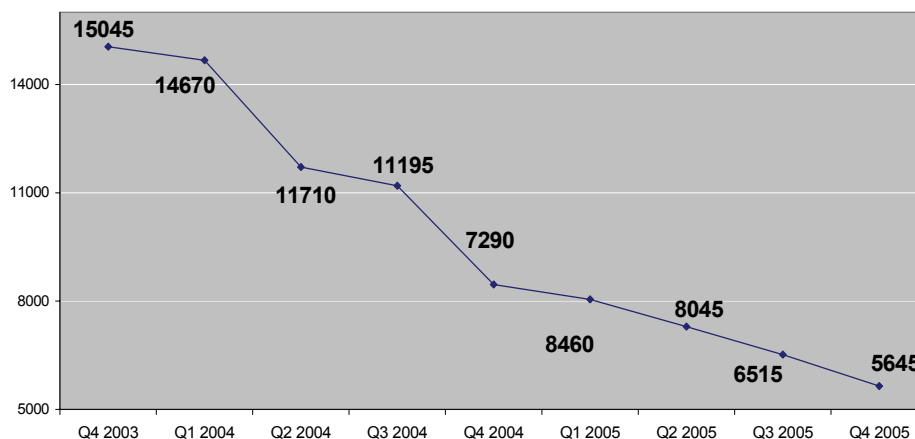
- 5,645 initial decisions were made in Q4, 13% lower than in Q3 (6,515) and lower than the level of applications.
- The number of cases awaiting an initial decision was 6,400 at the end of March 2006 (9,700 at the end of December 2004). Of this total, 4,300 cases were work in progress, i.e. the application had been outstanding for 6 months or less.
- 10% of initial decisions in Q4 granted asylum, more than Q3 (7%). 12% of initial decisions granted humanitarian protection or discretionary leave, more than Q3 (9%). 78% of initial decisions in Q4 were refusals, lower than Q3 (84%).

The Chart below demonstrates the number of decisions made for the past 5 quarters:



Number of decisions made for the past 9 quarters

The Chart below shows the number of Initial decisions made for the period from Q4 of 2003 to Q4 of 2005:



Timeliness of Initial Decisions

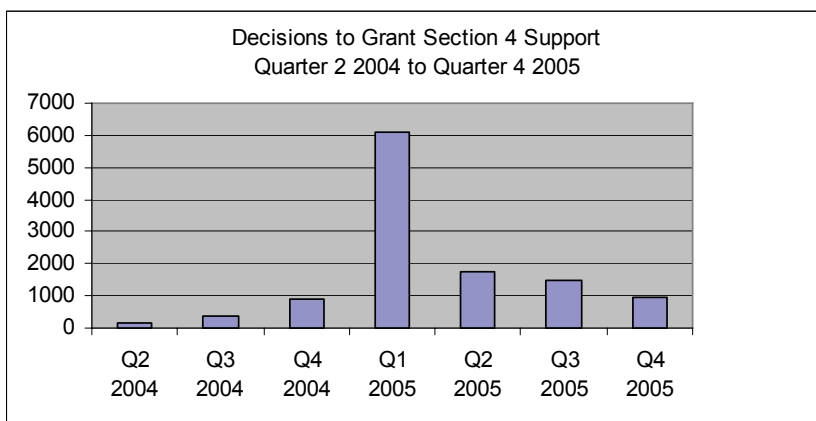
- 77% of applications received in Q3 (July to September) 2005 had initial decisions reached and served within two months, the same level as Q2.

Support under section 4 ('Hard Case') of the Immigration and Asylum Act 1999 is provided in the form of accommodation and food, and other basic essential items. Individuals are generally eligible for section 4 support if their asylum application has been finally determined as refused, but they are destitute and there are reasons that temporarily prevent them from leaving the United Kingdom. These reasons are:

- unable to leave UK by reason of a physical impediment to travel or some medical reason; or
- unable to leave UK because there is no current viable route of return to the country of origin; or
- taking reasonable steps to leave the UK or place themselves in a position in which they can leave the UK; or
- permission has been obtained to proceed with a judicial review against a decision relating to the person's asylum claim; or
- the provision of support is otherwise necessary to avoid a breach of the person's human rights.

- The number of successful applications for section 4 support in Q4 2005 was (960) 36% lower than in Q3 2005 (1,510).

- Decisions to grant Section 4 to Iraqi nationals fell by 71% in Q4 to 235, compared to 800 in Q3 of 2005.



- As at the end of Q4 (December) 5,145, excluding dependants, were in receipt of section 4 support, 33% lower than at the end of Q3 (September) (7,630). The fall is due to improving country conditions in Iraq.

Top 10 Nationalities successful applications Q2 2005	
Iraq	235
Iran	120
Eritrea	105
Somalia	55
Sudan	50
Congo	45
Ethiopia	45
Dem. Rep. Congo	40
Afghanistan	40
Zimbabwe	35
Others	190
Total	960

Asylum appeals - National

On 4 April 2005, the commencement of section 26 of *The Asylum and Immigration (Treatment of Claimants, etc.) Act 2004* introduced the appeals system under the *Asylum and Immigration Tribunal (AIT)*. All outstanding work from the *Immigration Appellate Authority* has been transferred to an equivalent appeal stage within the AIT, in line with transitional provisions. Data on determinations refer to cases dealt with by *Immigration Judges*. All appeals figures are provisional and subject to change.

Appeals received

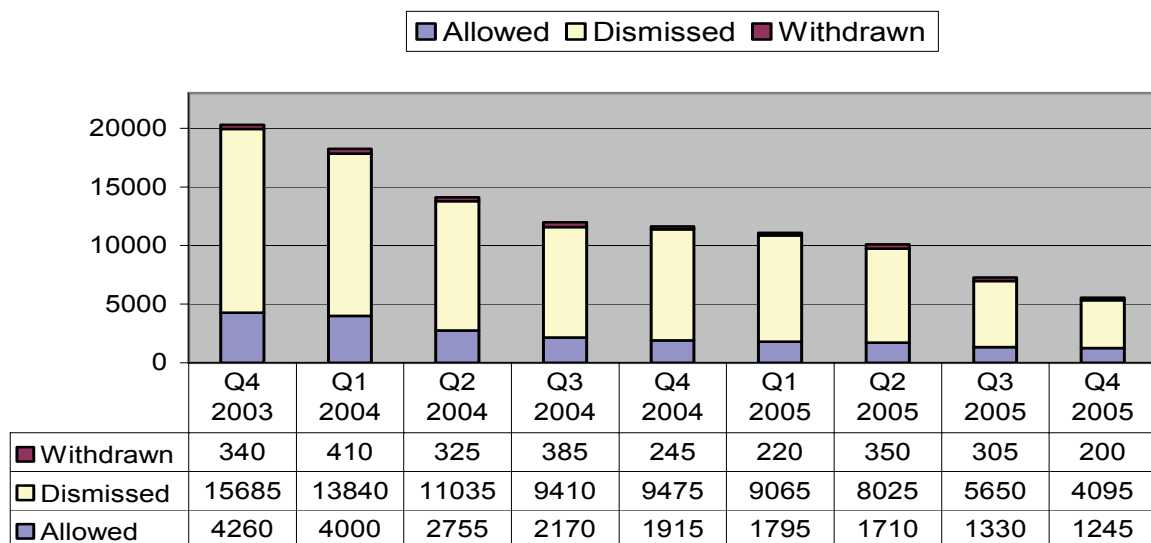
- **Appeals received by AIT in Q4: 5,060 7% lower than previous quarter**
- 5,060 appeals were received by the AIT in Q4, 7% lower than Q3 (5,455).

Appeals determined

- Appeals determined fell in Q4 by 24% to 5,540 from 7,290 in Q3, and was 52% lower than in Q4 2004 (11,640).
- The proportion of appeals dismissed was 74% in Q4, whilst 22% of appeals allowed.
- The total asylum work in progress at the AIT at 31 March 2006 was 7,000.

Appeals determined by Immigration (IAA/AIT)

The Chart below shows the number of appeals determined by Immigration Appellate Authority (IAA/AIT) Adjudicators



Timeliness of case processing, up to and including appeals at Immigration Appellate Authority and Immigration Appeal Tribunal

- 67% of applications received in 2004/05 had a final decision, up to and including appeals, within 6 months, compared with 63% for 2003/2004.

Applications to European Countries/ Non European Countries 2003, 2004 and Jan – Jun 2005

10

Applications received for asylum in Europe and elsewhere, including dependants, for 2003, 2004, Jan-Jun 2005

Country	2003	2004	2005
Austria	32,400	24,700	22,500
Belgium	19,300	17,500	18,200
Denmark	4,600	3,200	2,300
Finland	3,200	3,900	3,600
France	62,000	65,600	59,400
Germany	50,600	35,600	28,900
Greece	8,200	4,500	9,100
Ireland	7,900	4,800	4,300
Italy	13,500	7,400	n/a
Luxembourg	1,500	1,600	800
Netherlands	13,400	9,800	12,300
Portugal	100	100	100
Spain	5,900	5,600	5,000
Sweden	31,400	23,200	17,500
United Kingdom	60,000	40,600	30,500
Total EU15	313,900	247,900	214,500
Cyprus	4,400	9,900	7,800
Czech Republic	11,400	5,500	4,000
Estonia	*	*	*
Hungary	2,400	1,600	1,600
Latvia	*	*	*
Lithuania	200	200	100
Malta	600	1,000	1,200
Poland	6,900	8,100	5,400
Slovakia	10,400	11,400	3,500
Slovenia	1,100	1,300	1,700
Total EU25	351,300	286,800	239,800
Other Europe			
Norway	15,600	7,900	5,400
Switzerland	21,000	14,200	10,100
Total Europe	387,900	308,900	255,300
Non-Europe			
Australia	4,300	3,300	3,100
Canada	31,900	25,500	19,700
USA	60,700	63,000	48,800
Grand Total	484,800	400,700	326,900

Figures rounded to the nearest 100 with * = between 1 and 49.

Asylum seekers and refugees worldwide

Asylum Levels in industrialized Countries, Q3 2005

This section is based on monthly asylum application data received from national asylum authorities in Europe, North America, Australia, New Zealand and Japan. Currently, 36 industrialized countries are providing monthly statistics to UNHCR. Italy is the only major industrialized country for which no monthly data are available.

235,300 asylum requests made during the first nine months of 2005.

- The number of asylum requests submitted in the **36 industrialized countries** has continued to drop although the end of Q3 saw an upturn in applications. During the first nine months of 2005, 235,300 asylum-seekers applied for asylum, 17% fewer than during the same period in 2004 (282,100) and 35% below the corresponding period in 2003 (364,400).
- In **Europe**, 181,000 new asylum applications were submitted during the first nine months of 2005, 18% fewer than during the corresponding period of 2004 (220,500) and 35% below the level of the first three quarters of 2003 (276,600). The 24 countries of the **European Union (EU)** registered a 16% fall in new asylum applications submitted during January - December 2005 as compared to the first nine months of 2004 and 32% fewer requests than during the January – September 2003. The largest fall in half-yearly asylum levels was reported by the 10 **new EU member countries**. During the first nine months of 2005, these countries received 18,600 new asylum requests, a 33% drop compared to January – September 2004.
- During the first nine months of 2005, **Europe** received 77% of all asylum applications submitted in the 36 industrialized countries, **North America** received 22% of the total inflow, while **Australia and New Zealand** accounted for the remaining one per cent of the asylum requests.
- The number of asylum requests increased during the most recent quarterly period. From July - December 2005, 78,800 asylum applications were submitted in the **36 industrialized countries**, 4% more than during the second quarter of the year (76,000). In **North America**, the increase in new asylum requests from Q2 to Q3 of 2005 amounted to 8%.

Countries of asylum

- During the first nine months of 2005, **France**, received 38,700 asylum applications or 16% of the total number of asylum-seekers. The **United States** continued to be the second leading asylum-seeker receiving country, accounting for 37,500 asylum applications or 16% of all applications submitted. The total number of new applications submitted to the US Department of Homeland Security (DHS) and the Executive Office of Immigration Review (EOIR) during the first half of 2005 fell by 6% compared to the same period of 2004.
- In the **United Kingdom**, the number of new asylum requests lodged during January – December 2005 (23,200) fell by 24% compared to the first nine months of 2004 (30,500) and by half (-51%) compared to the first nine months of 2003 (46,800). Despite this sharp fall, the country remained the third largest asylum-seeker receiving country during the first nine months of 2005, accounting for 10% of all asylum requests lodged in the industrialized world. **Germany** received the fourth largest number of asylum-seekers during the same period (20,400), followed by **Austria** (15,500), **Canada** (13,900) and **Sweden** (12,400).

- From Q2 to Q3 2005, 13 countries experienced a fall in the number of new asylum claims lodged while 23 countries reported an increase. Among the larger destination countries, those reporting a significant increase in applications included **Austria** (+26%), **Canada** (+26%), the **Czech Republic** (+47%), **Norway** (+27%), **Poland** (+32%), **Slovakia** (+32%), **Sweden** (+17%). **France** (-18%), **Cyprus** (-11%), **Greece** (-40%), **Spain** (-20%) and **Denmark** (-21%) experienced a substantial decrease in the number of asylum seekers during Q3 of 2005.

Origin of asylum-seekers

- In the 36 asylum countries included in this report, **Serbia and Montenegro** was the leading country of origin of asylum-seekers during the first nine months of 2005 (16,300), followed by the **Russian Federation** (15,600), **China** (14,000), **Turkey** (9,100), **Iraq** (8,800), **Haiti** (8,300), the **Islamic Republic of Iran** (6,600), **Nigeria** (6,100) and the **Pakistan** (5,900)
- Among the leading countries of origin, those recording a strong decline in the number of asylum-seekers during the first nine months of 2005 as compared to the same period of 2004 included the **Russian Federation** (-29%), **Turkey** (-25%), **Pakistan** (-32%), **Somalia** (-26%), **India** (-51%), **Nigeria** (-35%), **Bangladesh** (-35%), **Algeria** (-49%).
- A few countries of origin recorded a rise in asylum requests from the first nine months of 2005 compared to the same period of 2004, including **Haiti** (+34%), **Iraq** (+28%), **Eritrea** (+32%), the **Syrian Arab Republic** (+17%) and **Bulgaria** (+47%). Virtually all Haitian asylum-seekers request asylum in the **United States** and the French overseas department of **Guadeloupe**. While the number of Haitian asylum requests has remained relatively stable in the US, France has recorded a sharp increase in new applications.
- There were some changes in the ranking of the main countries of origin of asylum applicants. From the second to the third quarter of 2005, countries which moved up in their ranking included **Russian Federation** (from 3rd to 1st position), **Haiti** (from 6th to 4th), the **Islamic Republic of Iran** (from 8th to 7th), **Somalia** (from 14th to 9th), **Mexico** (from 22nd to 14th) and **Eritrea** (from 32nd to 16th).
- From the second to the third quarter of 2005, the relative increase in the number of asylum requests was particularly significant for nationals from **Russian Federation** (+32%), **Haiti** (+11%), the **Islamic Republic of Iran** (+12%), **Somalia** (+37%), **India** (+14%), **Mexico** (+39%) and **Eritrea** (+104%).
- Countries of origin from which fewer citizens claimed asylum from Q2 to Q3 of 2005 included **China** (-5%), **Nigeria** (-5%), the **Democratic Republic of Congo** (-5%), **Georgia** (-17%), **Sri Lanka** (-11%), **Algeria** (-13%), and **Bosnia and Herzegovina** (-31%).

Home Office: Asylum Statistics: 3rd Quarter 2005 United Kingdom -
<http://www.homeoffice.gov.uk/rds/pdfs06/asylumq405.pdf>

NECARS internal data supplied to NERS.

UNHCR: Asylum Trends in Industrialised Countries 3rd Quarter 2005.
<http://www.unhcr.org/cgi-bin/teXis/vtx/statistics/opendoc.pdf?tbl=STATISTICS&id=43c7d2802>