

Asylum statistics for the North East- as at June 2005



This publication includes data for the 2nd Quarter (Q2) of 2005, relating to April to June 2005.

It includes the most recently available information from regional, national and some European statistics on the number of asylum seekers and their circumstances. Please note that not all the information relates to the same period largely due to the different publication dates of the source material.

Further Information

Enquiries about this bulletin should be addressed to: The Statistics Officer,
North of England Refugee Service and NECARS, 2 Jesmond Road West, Newcastle upon Tyne,
NE2 4PQ
Telephone: 0191-2457311 Ext: 208
0191-2116711

I. Summary	
i. Summary.....	3
II.Supported Asylum Seekers in the Region	
i. Asylum seekers supported by the local authorities.....	4
ii. Subsistence only (SO) supported asylum seekers.....	4
iii. Number of households in the North East by provider and region.....	5
III.Nationality of Supported Asylum seekers in Region	
a. Top ten Nationalities in the North East.....	6
IV.Supported Asylum Seekers by Region – Including dependants	
a. Asylum seekers in different regions of the UK.....	7
b. Subsistence only supported asylum seekers in different regions of the UK.....	7
V.Asylum Applications - National	
a. Number of applications for the past 9 quarters.....	8
b. The top ten nationalities applying for asylum in quarter 2 of 2005.....	8
VI.NASS Applications – National	
a. Number of NASS applications made in the past 6 quarters.....	9
b. Top ten nationalities applying for NASS support.....	9
VII.Asylum Application Initial decisions – National	
a. Number of decisions made for the past 5 quarters.....	10
b. Number of decisions made for the past 9 quarters.....	10
c. Timeliness of Initial decisions	10
VIII.Applications and support under section 4 of the Immigration and Asylum Act 1999 (Hard Case)	
a. Section 4 support description.....	11
b. Successful applications for Section 4.....	11
c. Top 10 nationalities successful application Q2 2005.....	11
IX.Asylum Appeals – National	
a. Appeals received.....	12
b. Appeals determined.....	12
c. Appeals determined by Immigration (IAA)	12
d. Timeliness of Appeal decisions.....	12
X.Applications to European/Non European Countries	
a. Applications to European Countries/ Non European Countries 2003 and 2004..	13
XI.Asylum Seekers and Refugees Worldwide	
a. Asylum Levels in industrialized Countries, Q2 2005.....	14
b. Countries of Asylum	14
c. Origins of asylum-seekers.....	15
XI. Acknowledgements.....	16

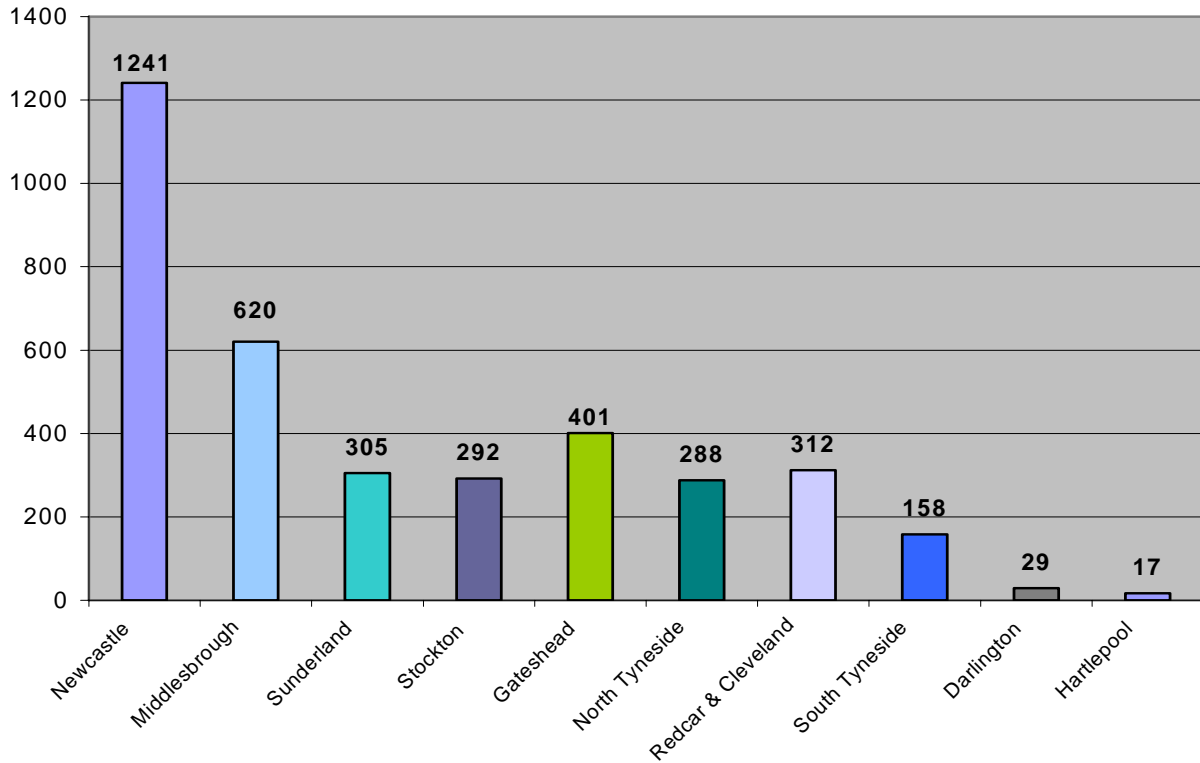
Summary

1. As at June 2005 there were 3,620 asylum seekers in the North East in NASS accommodation, an decrease of (9.27%) from March 2005. The majority, 1,220 (34%), are living in Newcastle upon Tyne [Page 4 and 5]
2. The main nationalities of asylum seekers in the North East are Iranian (12-%), Angolan (7%) and Turkish (7%). [Page 6]
3. The total number of asylum seekers in the UK who are supported by NASS (The National Asylum Support Service) is 53,990, a decrease of 10% from the previous quarter. Greater London has the largest number with 14,093 followed by Yorkshire and Humberside 8,552. [Page 7]
4. Asylum applications in the quarter nationally fell to 6,220, a decrease of 11% from the previous quarter. The main countries of origin were Iran (11%), then Somalia (7%) and Iraq (7%). [Page 8]
5. The number applying for NASS support nationally was 6,895 a decrease of 5% from the previous quarter. The main nationalities applying for NASS support were Iran (14%), Iraq (9%) and Somalia (7%). [Page 9]
6. A Total of 7,290 asylum applications received initial decisions, 9% lower than the previous quarter. The number awaiting a decision fell to 7,300. 6% of initial decisions were granted asylum in Q2. [Page 10]
7. Successful applications for Section 4 ('Hard Case') in Q2: 1,750, 71% lower than previous quarter – mostly from Iraqis. [Page 11]
8. 6,305 appeals were received, 10% higher than previous quarter and 10,085 were determined, 9% lower than in the previous quarter. [Page 12].
9. 247,900 applications received in countries in the EU15, 286,800 received in EU25 countries, Total for Europe was 308,900, the grand total of Applications was 400,700 [Page 13]
10. 75,700 asylum applications submitted in the 36 industrialised countries, 6% fewer than Q1 of 2005 (80,400). [Page 14]
11. During the 1st half of 2005 France, had 27,400 asylum applications 18% of the total applications made making it the main country of destination followed by the United States with 16% (25,400). United Kingdom remained the 3rd despite a sharp fall accounting for 10% of all asylum requests lodged in the industrialised world. [Page14]
12. Serbia and Montenegro was the leading country of origin of asylum seekers during 1st half of 2005 (10,800 requests), followed by China (9,440), Russian Federation (9,400), Turkey (6,100). [Page 15 – Page 16]

Supported Asylum Seekers in the Region – including dependants

Asylum seekers supported by the local authorities

- In the North East there are 10 different Local Authorities where the majority of asylum seekers are accommodated. The Chart below shows individual asylum seekers supported in NASS accommodation.



Subsistence Only (SO) supported Asylum seekers

There are **105** asylum seekers in the **North East** who are not in NASS accommodation and receive only subsistence (cash) support from NASS. In total there are **17665** clients getting only subsistence support throughout the country. The North East had **0.59%** of this number. **12,455 (71%)** of all asylum seekers in receipt of subsistence only support was located in London.

The table below shows by Local Authorities the number of individual asylum seekers in receipt of subsistence only support from NASS:

Local Authority	Number of SO Individuals
Gateshead	25
Newcastle upon Tyne	25
Other	55
TOTAL	105

Number of households in NASS accommodation in the North East

There were **1738** households made up of **3658** individuals in the North East as at the end of June 2005. The table below shows the number of households and individuals in each Local Authority area sub-divided by accommodation provider:

Town	PROVIDER	Number of Households	Number of individuals
DARLINGTON			
	NECARS	16	29
	Totals	16	29
GATESHEAD			
	NECARS	90	203
	Angel Group	70	186
	Leena Homes Ltd	1	6
	Clearsprings Management Ltd	1	3
	Newcastle City Asylum Team	1	3
	Totals	183	415
HARTLEPOOL			
	Hartlepool Council	8	17
	Totals	8	17
MIDDLESBROUGH			
	LEENA HOMES LTD	246	387
	NECARS	86	227
	Middlesbrough BC	1	6
	Totals	333.	620
NEWCASTLE			
	NECARS	326	786
	ANGEL GROUP	272	444
	Newcastle City Council	3	7
	Clearsprings Management Ltd	1	4
	Totals	602	1241
NORTH TYNESIDE			
	NECARS	112	288
	Totals	112	288
REDCAR and CLEVELAND			
	NECARS	97	310
	Redcar & Cleveland Council	1	2
	Totals	98	312
SOUTH TYNESIDE			
	NECARS	48	143
	Angel Group	3	5
	Totals	51	148
STOCKTON			
	NECARS	83	160
	Leena Homes Ltd	69	131
	Stockton-on-Tees A.S.T.	1	1
	Totals	153	292
SUNDERLAND			
	NECARS	116	212
	Adelphi Hotels Ltd	65	77
	Leena Homes Ltd	1	7
	Totals	182	296
Grand Total		1738	3658

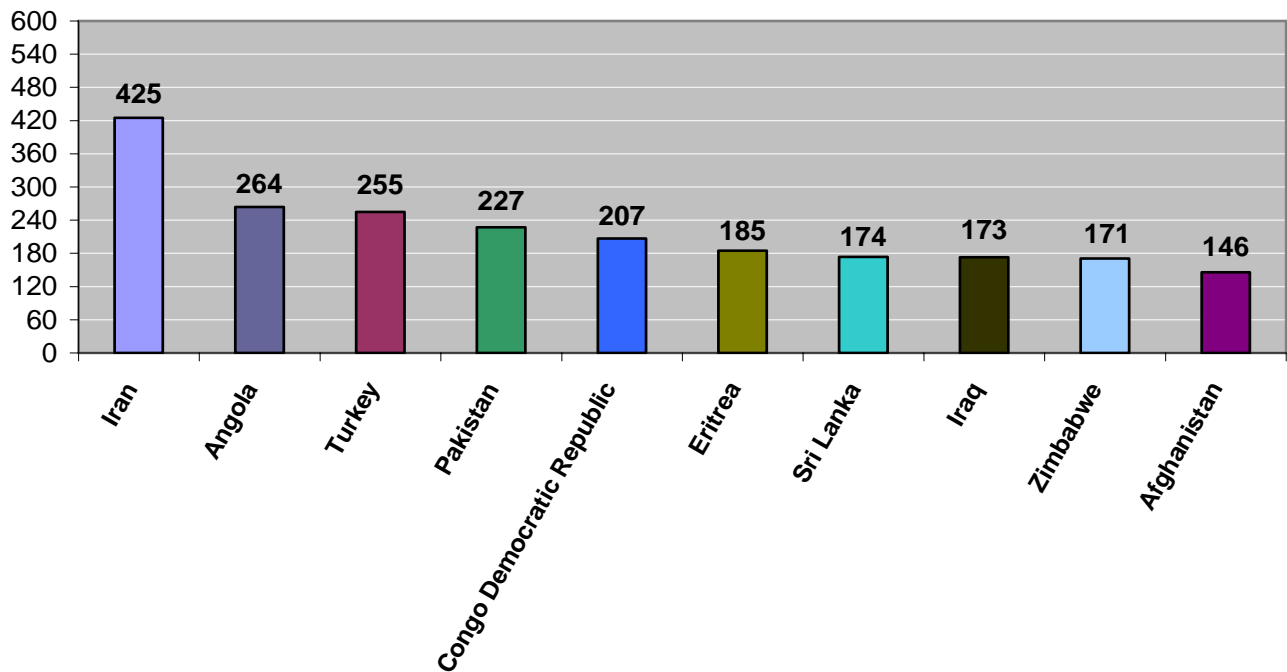
Nationality of Supported Asylum Seekers in Region – including dependants

Top ten Nationalities in the North East

The totals below represent the number of asylum seekers currently residing in NASS accommodation or in receipt of subsistence only support.

As at end June 2005:

- There were **50** different Nationalities in the North East
- The top **10** nationalities in the North East region are shown below:



Supported Asylum Seekers by Region – including dependants

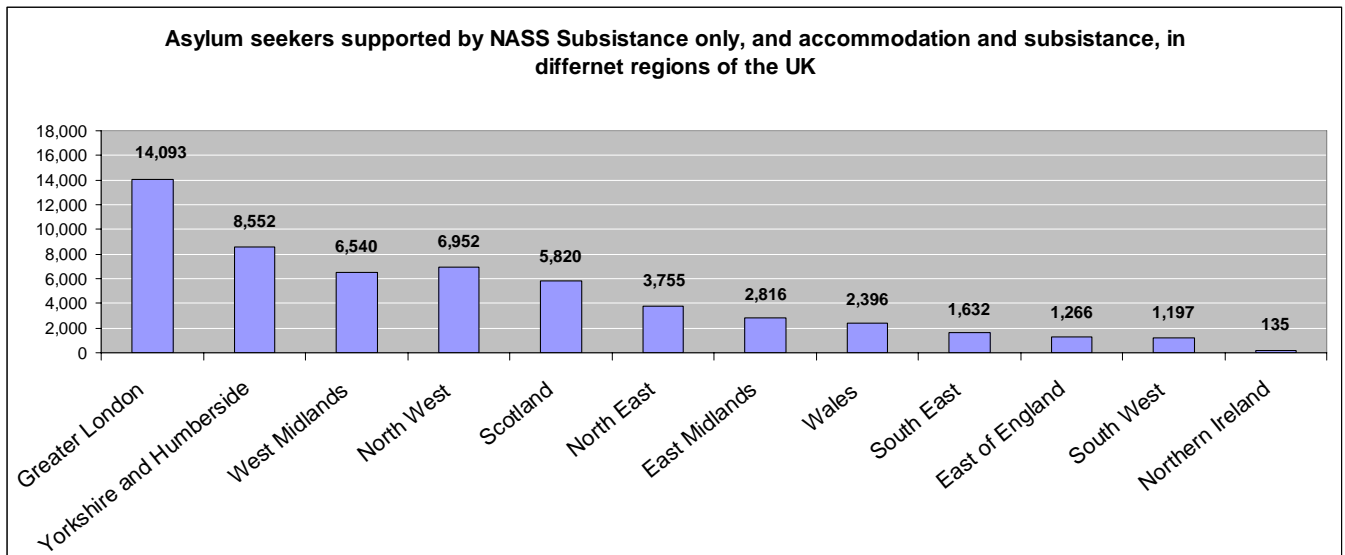
Asylum seekers in different regions of the UK

The totals below represent the numbers of asylum seekers who are currently in NASS accommodation or are in receipt of subsistence (cash) only support. They reflect the numbers of new applicants granted support and exclude applications for those for whom support has ceased. These figures do not include asylum seekers who are not supported by NASS.

As at the end of June 2005:

- **17,665** asylum seekers were receiving subsistence only support
- **36,855** asylum seekers were supported in NASS accommodation
- Thus a total **54,520** asylum seekers were in receipt of NASS support as at the end of Q2 of 2005 which is **9%** lower than the previous quarter (Mar-05 = **60,010**)

The chart below shows the number of asylum seekers supported by NASS Subsistence only, and by accommodation and subsistence, in different regions of the UK as at the end of June 2005.



- ♦ The regions with the highest populations of asylum seekers supported by NASS in order of numbers were: Greater London (25.5%), Yorkshire and Humberside (16%), North West (13%), West Midlands (12%), Scotland (10%), the **North East** is in sixth place with **7%** of all the asylum seekers supported by NASS in the UK.
- ♦ Below is a table showing the number of asylum seekers in receipt of subsistence only support and clients in NASS accommodation by region:

Government Office Region (GOR)	In receipt of Subsistence only support	Supported in NASS accommodation
Greater London	12,455	1,225
Yorkshire and Humberside	520	8,000
North West	770	6,155
West Midlands	975	5,530
Scotland	165	5,640
North East	105	3,620
East Midlands	595	2,210
Wales	105	2,285
South East	985	610
South West	270	920
East of England	705	540

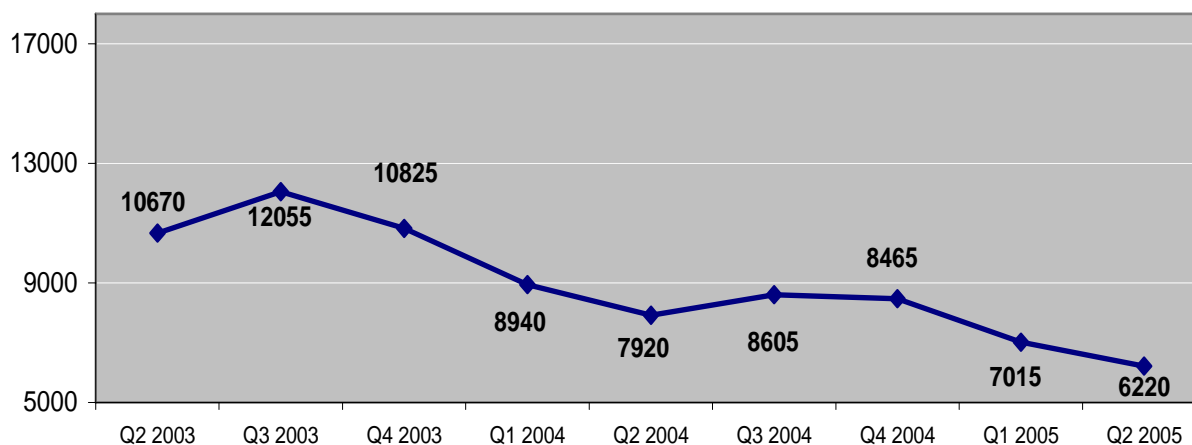
Asylum applications – National

Number of applications for the past 9 quarters

- Applications: 6,220 11% less than previous quarter

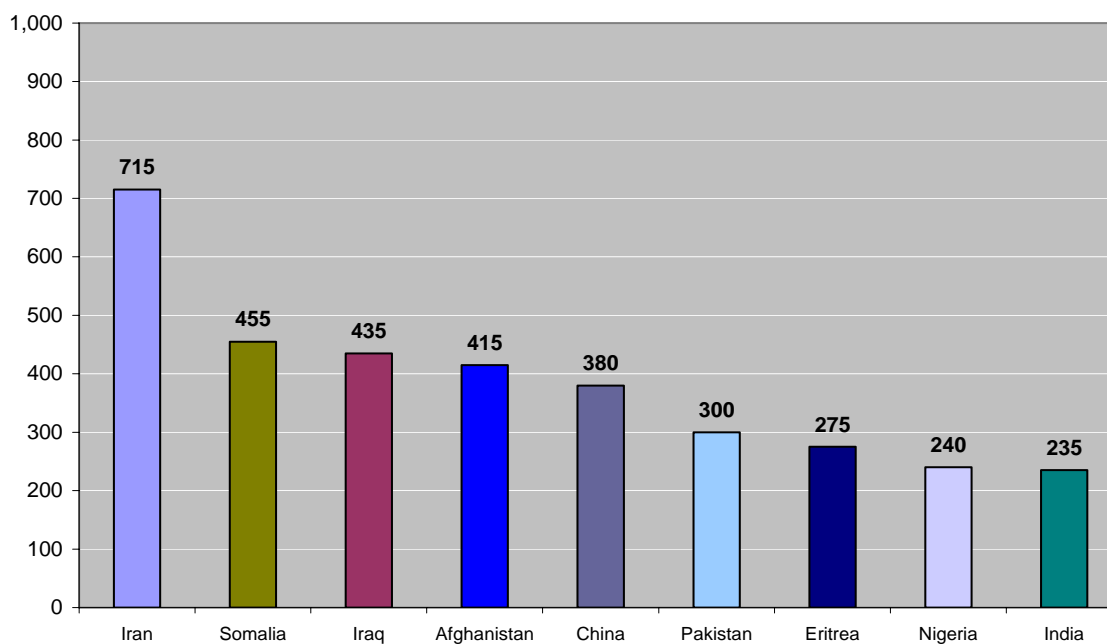
Applications for asylum (excluding dependants) in the UK fell by 11% in Q2 to 6,220, from Q1 (7,015) and was 21% less than Q2 2004.

The Chart below shows the number of applications for the past 9 quarters:



The top ten nationalities applying for asylum in Q2 of 2005

The largest nationality applying for asylum in Q2 of 2005 was Iran with 715 applications 16% lower than Q1. Below shows the top 10 nationalities applying for asylum in the UK in Q2:



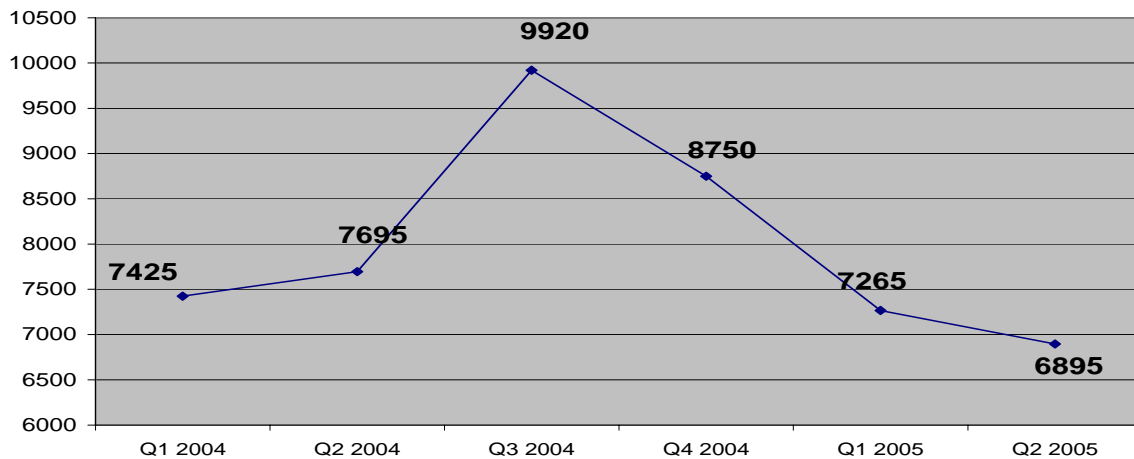
NASS applications - National

Number of NASS applications made in the past 6 quarters

- **Total applications: 6,895 which was 7% lower than previous quarter**

The number of applications for NASS support in Q2 was 6,895 7% lower than Q1 (7,380) and 1% lower than Q2 2004.

In Q2, 5,695 (83%) applications were from single adults and 1,200 (17%) were from family groups.



- **Support type:**

- In Q2, **4,275** (62%) applications were for accommodation and subsistence support and **2,115** (31%) of applications were for subsistence only support.
- The remaining 7% of applications were classified as invalid or unknown.

Top Ten Nationalities applying for NASS support:

Iran	970
Iraq	615
Somalia	475
Eritrea	335
Sudan	320
Afghanistan	315
Pakistan	290
China	280
Dem. Rep. Congo.	245
Turkey	240
Others	2815
Total	6895

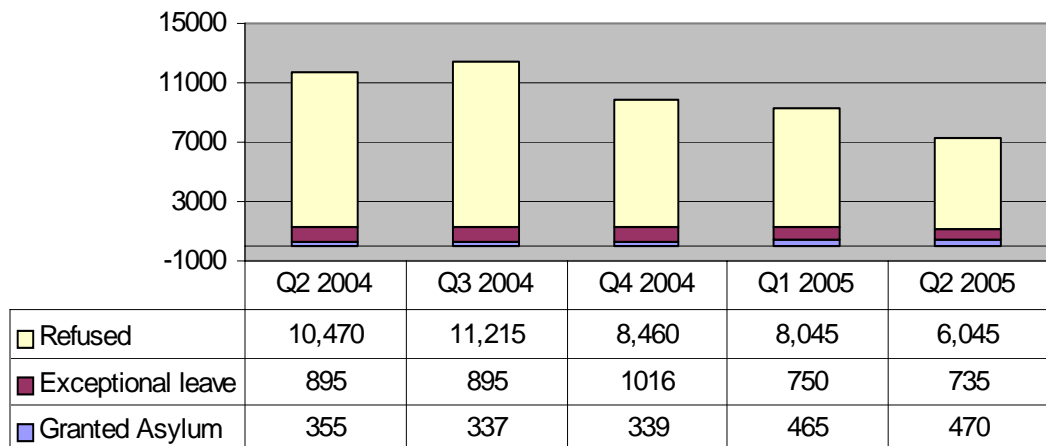
Asylum application initial decisions – National

Number of decisions made for the past 5 quarters

• Initial Decisions in Q2: 7,290, 9% lower than previous quarter

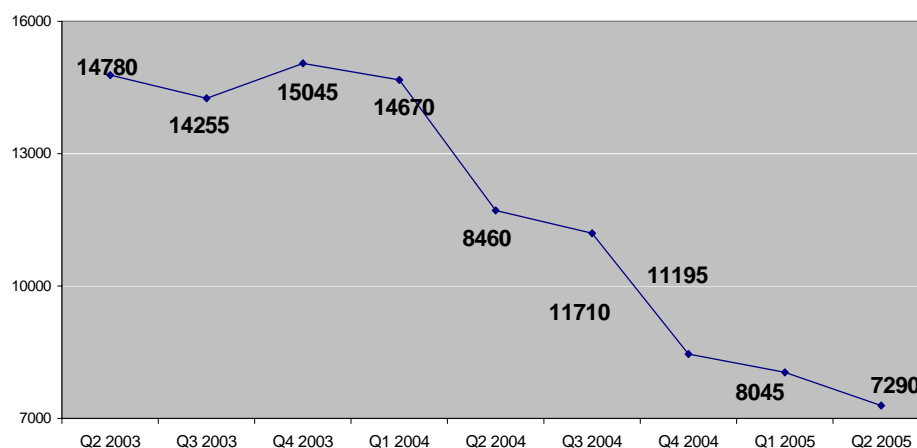
- 7,290 initial decisions were made in Q2, 9% lower than in Q1 (8,045) but higher than the level of applications.
- The number of cases awaiting an initial decision continued to fall, to 7,300 at the end of June 2005 (13,100 at the end of June 2004). Of this total, 3,700 cases were work in progress, i.e. the application had been outstanding for 6 months or less.
- 6% of initial decisions in Q2 granted asylum, the same as Q1. The proportion granted humanitarian protection or discretionary leave rose slightly to 11% in Q2 compared with 10% in Q1. 83% of initial decisions in Q2 were refusals, slightly lower than Q1 (84%).

The Chart below demonstrates the number of decisions made for the past 5 quarters:



Number of decisions made for the past 9 quarters

The Chart below shows the number of Initial decisions made for the period from Q2 of 2003 to Q2 of 2005:



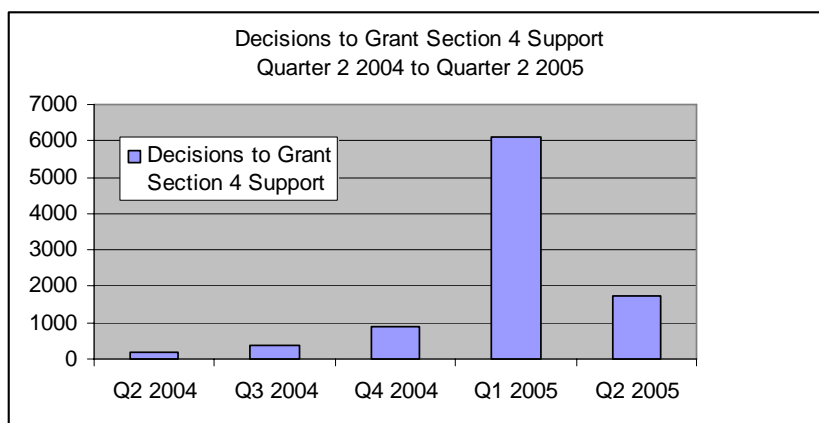
Timeliness of Initial Decisions

- 78% of applications received in Q1 (January to March) 2005 had initial decisions reached and served within two months, compared with 77% for Q4 (October to December) 2004.

Support under section 4 ('Hard Case') of the Immigration and Asylum Act 1999 is provided in the form of accommodation and food, and other basic essential items. Individuals are generally eligible for section 4 support if their asylum application has been finally determined as refused, but they are destitute and there are reasons that temporarily prevent them from leaving the United Kingdom. These reasons are:

- unable to leave UK by reason of a physical impediment to travel or some medical reason; or
- unable to leave UK because there is no current viable route of return to the country of origin; or
- taking reasonable steps to leave the UK or place themselves in a position in which they can leave the UK; or
- permission has been obtained to proceed with a judicial review against a decision relating to the person's asylum claim; or
- the provision of support is otherwise necessary to avoid a breach of the person's human rights.

- The number of successful applications for section 4 support in Q2 2005 was 71% lower than in Q1 2005 – mostly from Iraqis



- The rise in decisions to grant support, in Q1 2005, was a on off effect due in part to new evidence (a judicial review in December 2004 concluded that there was no viable route of return to Iraq). It is likely that the majority of eligible Iraqi failed asylum seekers were granted support in Q1 2005.

An alternative route of return to Iraq has now been established and a change in policy announced on 29 July. From 1 August, Iraqi failed asylum seekers are no longer able to qualify for section 4 support on the grounds they are able to leave the UK because there is currently no viable route of return available.

- Iraq was the top nationality with 1,215 successful applications, 69.42% of all accepted cases.

As at the end of Q2 (June) 2005: 6,715 applicants, excluding dependants, were in receipt of section 4 ("Hard Case") support

Top 10 Nationalities successful applications Q2 2005

Iraq	1,215
Eritrea	100
Iran	95
Somalia	40
Afghanistan	30
Congo	30
Ethiopia	25
Dem. Rep. Congo	20
Sudan	20
Pakistan	20
Others	150
Total	1,750

Asylum appeals - National

Appeals received

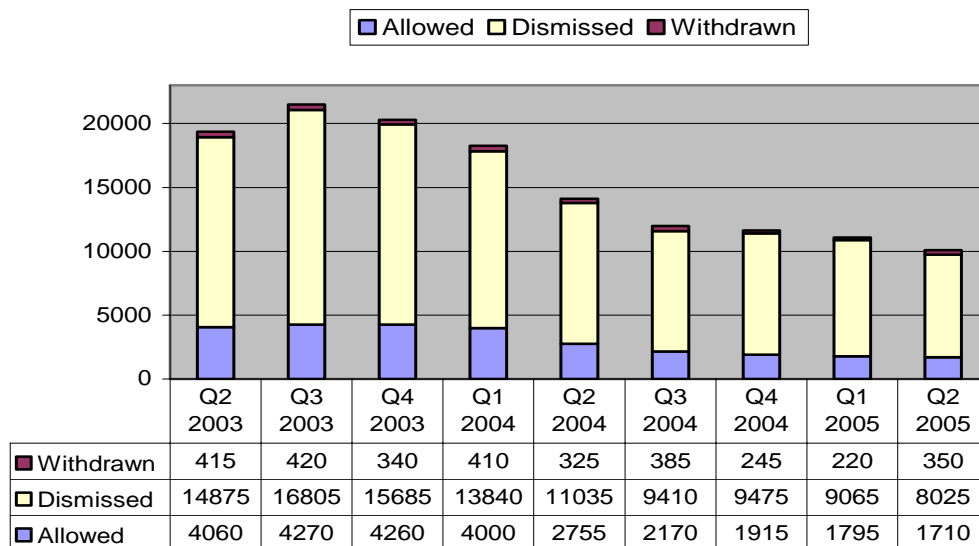
- **Appeals received by AIT in Q2: 6,305 10% higher than previous quarter**
- It is estimated that 6,305 appeals were received by the Home Office in Q1 of 2005, compared with 5,700 in Q1 2005.

Appeals determined

- Appeals determined in Q2: 10,085, 9% lower than previous quarter
- The number of appeals determined by adjudicators fell in Q2 by 9% to **10,085** from 11,085 in Q1 and was 29% **lower** than in Q2 2004 (14,115).
- The proportion of appeals dismissed was 80% in Q2, whilst 17% of appeals allowed.

Appeals determined by Immigration (IAA)

The Chart below shows the number of appeals determined by Immigration Appellate Authority (IAA) Adjudicators



- As at 31 March 2005, there were an estimated 4,000 appeals lodged with the Home Office which had not been sent to the IAA. These cases are being transferred to the AIT and hence data for Q2 on appeals received by the AIT include some cases previously lodged at the Home Office.
- The total asylum work in progress in the IAA as at 31 March 2005, was 16,300 (9,000 at the Adjudicator Tier, 3,500 applications for permission to appeal to the Tribunal, and 3,800 Tribunal Appeals). Following the introduction of the AIT, similar statistics are not currently available for the end of June 2005.

Timeliness of Appeal decisions - up to and including appeals at Immigration Appellate Authority and Immigration Appeal Tribunal

- 59% of applications received in April to September 2004 had a final decision, up to and including appeals at the IAT, within 6 months, compared with 63% for 2003/2004.

Applications to European Countries/ Non European Countries 2003 and 2004

10

Applications received for asylum in Europe and elsewhere, including dependants, for 2003, 2004

Country	2003	2004	Asylum seekers/ 1000 of population
Austria	32,400	24,700	3.0
Belgium (3)	19,300	17,500	1.7
Denmark	4,600	3,200	0.6
Finland	3,200	3,900	0.7
France (4)	62,000	65,600	1.1
Germany	50,600	35,600	0.4
Greece (5)	8,200	4,500	0.4
Ireland	7,900	4,800	1.2
Italy (5)	13,500	7,400	0.1
Luxembourg (5)	1,500	1,600	3.2
Netherlands	13,400	9,800	0.6
Portugal (5)	100	100	0.0
Spain	5,900	5,600	0.1
Sweden	31,400	23,200	2.6
United Kingdom (6)	60,000	40,600	0.7
Total EU15	313,900	247,900	0.6
Cyprus (5)	4,400	9,900	11.0
Czech Republic (5)	11,400	5,500	0.5
Estonia (5)	*	*	0.0
Hungary (5)	2,400	1,600	0.2
Latvia (5)	*	*	0.0
Lithuania (5)	200	200	0.0
Malta (5)	600	1,000	2.5
Poland (5)	6,900	8,100	0.2
Slovakia (5)	10,400	11,400	2.1
Slovenia (5)	1,100	1,300	0.6
Total EU25	351,300	286,800	0.6
Other Europe			
Norway	15,600	7,900	1.7
Switzerland	21,000	14,200	1.9
Total Europe	387,900	308,900	0.7
Non-Europe			
Australia	4,300	3,300	0.2
Canada	31,900	25,500	0.8
USA (7)	60,700	63,000	0.2
Grand Total	484,800	400,700	0.5

Asylum seekers and refugees worldwide

Asylum Levels in industrialized Countries, Q2 2005

This section is based on monthly asylum application data received from national asylum authorities in Europe, North America, Australia, New Zealand and Japan. Currently, 36 industrialized countries are providing monthly statistics to UNHCR. Italy is the only major industrialized country for which no monthly data are available.

- The number of asylum requests submitted in the **36 industrialized countries** has continued to fall. During the first six months of 2005, 156,200 asylum-seekers applied for asylum, 18% fewer than during the same period in 2004 (189,900).
- However, the decline was smaller than the year before: from the first half of 2003 to the first half of 2004, new asylum applications had dropped by 21%.
- In **Europe**, 120,100 new asylum applications were submitted during the first six months of 2005, 19% fewer than during the corresponding period of 2004 (148,300) and 33% below the level of the first half of 2003 (179,300). The 24 countries of the **European Union (EU)** registered a 17% fall in new asylum applications submitted during the first six months of 2005 as compared to January to June 2004 and 30% fewer requests than during the first half of 2003. The largest fall in half-yearly asylum levels was reported by the 10 **new EU member countries**. During the first semester of 2005, these countries received 11,800 new asylum requests, a 34% drop compared to the first six months of 2004.
- During the first six months of 2005, **Europe** received 77% of all asylum applications submitted in the 36 industrialized countries, **North America** received 22% of the total inflow, while **Australia and New Zealand** accounted for the remaining one per cent of the asylum requests.
- The number of asylum requests continued to fall during the most recent quarterly period. From April to June 2005, 75,700 asylum applications were submitted in the **36 industrialized countries**, 6% fewer than during the first quarter of the year (80,400). In **North America**, the reduction in new asylum requests from Q1 to Q2 of 2005 amounted to 13%.

Countries of asylum

- During the first half of 2005, **France**, receiving some 27,400 asylum applications or 18% of the total number of asylum-seekers, remains the main country of destination among the 36 industrialized countries. The **United States** continued to be the second leading asylum-seeker receiving country, accounting for 25,400 asylum applications or 16% of all applications submitted. The total number of new applications submitted to the US Department of Homeland Security (DHS) and the Executive Office of Immigration Review (EOIR) during the first half of 2005 fell by 8% compared to the first semester of 2004.
- In the **United Kingdom**, the number of new asylum requests lodged during the first half of 2005 (15,500) fell by 23% compared to the first half of 2004 (20,000) and by half (-51%) compared to the first half of 2003 (31,800). Despite this sharp fall, the country remained the third largest asylum-seeker receiving country during the first half of 2005, accounting for 10% of all asylum requests lodged in the industrialized world. **Germany** received the fourth largest number of

asylum-seekers during the same period (13,300), followed by **Austria** (9,200), **Canada** (8,700) and **Sweden** (8,000).

- From the first semester of 2004 to the first semester of 2005, 22 countries experienced a fall in the number of new asylum claims lodged, 12 countries reported an increase, while two countries reported no change. Countries reporting a significant fall in half-yearly applications included **Austria** (-26%), **Bulgaria** (-21%), **Canada** (-26%), the **Czech Republic** (-48%), **Denmark** (-26%), **Germany** (-29%), **Japan** (-54%), **Luxembourg** (-51%), **Norway** (-41%), **Poland** (-25%), the **Slovak Republic** (-78%), **Sweden** (-30%), **Switzerland** (-44%) and the **United Kingdom** (-23%). A few, particularly smaller, receiving countries reported an increase in half-yearly asylum requests, including **Croatia** (107%), **Cyprus** (26%), **Greece** (101%), **Malta** (103%) and **Slovenia** (38%)
- The above trends are generally confirmed during second quarter of 2005. From Q1 to Q2 of 2005, the fall in new asylum applications (-6%) was particularly significant in **North America** (-13%), but limited in **Europe** (-4%). The number of asylum applications remained relatively stable in **France** (-2%), but plummeted in the **United Kingdom** (-13%) and the **United States** (-13%)

Origin of asylum-seekers

- In the 36 asylum countries included in this report, **Serbia and Montenegro** was the leading country of origin of asylum-seekers during the first half of 2005 (10,800), followed by **China** (9,440), the **Russian Federation** (9,400), **Turkey** (6,100), **Iraq** (5,700), **Haiti** (5,300), **Georgia** (4,300), the **Islamic Republic of Iran** (4,300), **Nigeria** (4,200) and the **Democratic Republic of the Congo** (3,900)
- Among the leading countries of origin, those recording a strong decline in the number of asylum-seekers during the first half of 2005 as compared to the first half of 2004 included **the Russian Federation** (-38%), **Pakistan** (-33%), **Nigeria** (-33%), **India** (-51%), **Somalia** (-31%), **Bangladesh** (-43%), **Algeria** (-49%) and **Colombia** (-34%)
- A few countries of origin recorded a rise in asylum requests from the first half of 2004 to the first half of 2005, including **Iraq** (31%), **Haiti** (20%), **Sri Lanka** (15%) and **Bulgaria** (70%). Virtually all Haitian asylum-seekers request asylum in the **United States** and the French overseas department of **Guadeloupe**. While the number of Haitian asylum requests has remained stable in the US, France has recorded a sharp increase in new applications.
- There were some changes in the ranking of the main countries of origin of asylum applicants. From the first to the second quarter of 2005, countries which moved up in their ranking included **China** (from 3rd to 2nd position), **Pakistan** (from 13th to 7th), the **Islamic Republic of Iran** (from 9th to 8th), **Afghanistan** (from 12th to 9th) and the **Republic of Moldova** (from 19th to 15th)
- From the first to the second quarter of 2005, the relative increase in the number of asylum requests was particularly significant for nationals from **Bangladesh** (26%), **Pakistan** (26%), **Syrian Arab Republic** (26%), **Belarus** (24%), **Afghanistan** (15%), **Serbia and Montenegro** (14%) and the **Republic of Moldova** (10%)
- There were more countries of origin recording a decrease than an increase in asylum requests, however. From Q1 to Q2 of 2005, the number of asylum-seekers dropped significantly from

countries such as **El Salvador** (-35%), **Viet Nam** (-32%), **Georgia** (-30%), **Algeria** (-24%), **Côte d'Ivoire** (-24%), **Guinea** (-24%), **Nigeria** (-23%) and **Somalia** (-20%).

12

Acknowledgements

Asylum Levels and Trends in Industrialized Countries 2005 - UNHCR Report – First Quarter

<http://www.unhcr.ch/statistics>

Home Office: Asylum Statistics: 2nd Quarter 2005 United Kingdom -

<http://www.unhcr.ch/cgi-bin/texis/vtx/statistics/opendoc.pdf?tbl=STATISTICS&id=431d5abe2>

NECARS internal data supplied to NERS.