

# Asylum statistics for the North East- as at June 2007



Produced by the “North of England Refugee Service” (NERS) & the “North East Strategic Migration Partnership” (NESMP).

This publication includes data for the 2<sup>nd</sup> Quarter (Q2) of 2007, relating to April to June 2007.

It includes the most recently available information from regional, national and some European statistics on the number of asylum seekers and their circumstances. Please note that not all the information relates to the same period largely due to the different publication dates of the source material.

## **Further Information**

Enquiries about this bulletin should be addressed to:  
The Information and Statistics Officer,  
North of England Refugee Service and NESMP,  
2 Jesmond Road West,  
Newcastle upon Tyne,  
NE2 4PQ  
Telephone: 0191-2457311 Ext: 208  
0191-2116711

<b>I. Summary</b>	
i. Summary.....	3
<b>II.Supported Asylum Seekers in the Region</b>	
i. Asylum seekers supported by the local authorities.....	4
ii. Subsistence only (SO) supported asylum seekers.....	4
iii. Number of households in the North East by provider and region.....	5
<b>III.Nationality of Supported Asylum seekers in Region</b>	
a. Top ten Nationalities in the North East.....	6
<b>IV.Supported Asylum Seekers by Region – Including dependants</b>	
a. Asylum seekers in different regions of the UK.....	7
b. Subsistence only supported asylum seekers in different regions of the UK.....	8
<b>V.Asylum Applications - National</b>	
a. Number of applications for the past 10 quarters .....	9
b. The top ten nationalities applying for asylum in quarter 2 of 2007.....	9
<b>VI.NASS Applications – National</b>	
a. Number of NASS applications made in the past 10 quarters.....	10
b. Top ten nationalities applying for NASS support.....	10
<b>VII.Asylum Application Initial decisions – National</b>	
a. Number of decisions made for the past 6 Quarters.....	11
b. Number of decisions made for the past 10 quarters.....	11
c. Timeliness of Initial decisions .....	11
<b>VIII.Applications and support under section 4 of the Immigration and Asylum Act 1999 (Hard Case)</b>	
a. Section 4 support description.....	12
b. Successful applications for Section 4.....	12
c. Top 10 nationalities successful application Q2 2007.....	12
<b>IX.Asylum Appeals – National</b>	
a. Appeals received.....	13
b. Appeals determined.....	13
c. Appeals determined by Immigration (IAA) .....	13
d. Timeliness of Appeal decisions.....	13
<b>X.Applications to European/Non European Countries</b>	
a. Applications to European Countries/ Non European Countries 2003, 2004, 2005, 2006, Q1 & Q2 2007.....	14
<b>XI. Asylum Seekers and refugees Worldwide 2<sup>nd</sup> Quarter 2007</b> .....	15
<b>XII. Acknowledgements</b> .....	17

## Summary

1. As at the End of June 2007 there were **3998** asylum seekers in the North East receiving either subsistence only support or in NASS accommodation. This is an increase of **257** from the end of March 2007 (**3741**).
2. At the end of **June 2007** there were **3962** asylum seekers in the North East in NASS accommodation, an increase of **272 (+7.37%)** from **March 2007. 1479 (37.33%)**, were living in Newcastle [Page 4 and 5].
3. At the end of **June 2007** there were **36** asylum seekers receiving subsistence only support, an increase of **+20%** from March 2007. **13** (36.11%), were living in Newcastle [page 4] NECARS figures).
4. The main nationalities of asylum seekers in the North East are Iranian (10.37), Iraqi (8.08%), Zimbabwean (6.66%). [Page 6] (NECARS figures).
5. The total number of asylum seekers in the UK who are supported by NASS (The National Asylum Support Service) is **48,995**, an increase of 1% from the previous quarter. Greater London has the largest number with **9,355** followed by Yorkshire and Humberside **8,050** [Page 7&8] (Home Office figures).
6. 4,950 Asylum applications in the quarter nationally (United Kingdom) this was 12.85% lower than the previous quarter, (5,680). The main countries of origin were “Afghanistan” (9.95%), the “Peoples Republic of China” (8.89%) and “Iran” (7.13%) [Page 9]. Applications from the Islamic Republic of Afghanistan fell from 755 to 565 between Q1 2007 and Quarter 2 2007. [Page 9] (Home Office figures).
7. The number applying for NASS support nationally was **3,800** a decrease of **-16.94%** from the previous quarter. The main nationalities applying for NASS support were Iran (12.24%), Somalia (10.13), Afghanistan (9.6%) and Iraq (9.6%). [Page 10] (Home Office figures).
8. A total of **5,935** asylum applications received initial decisions, -1.17% lower than the previous quarter. The number awaiting a decision was 4,500; it was 5,700 at the End of March 2007 and was 5000 at the end of June 2006. 14% of initial decisions were granted asylum in Q2 2007 [Page 11] (Home Office figures).
9. Successful applications for Section 4 (‘Hard Case’) in Q2 2007 **1,635 -13.72%** lower than previous quarter – with the largest group being Iraqis [Page 12] (Home Office figures).
10. **3,830** appeals were received in **Q2 2007**, -1.29 lower than previous quarter (**3,880**) and **5,000** appeals were ongoing which a thousand lower than **Q1 2007** and **Q3** and **Q4 2006**. [Page 13] (Home Office figures).
11. **47,600** applications received in countries in the EU27; in the 2<sup>nd</sup> Quarter 2007 (April-June). Figures for all countries were not available at time of publication [Page 14] (Home Office figures).
12. In Q2 (April-June) 2007, **70,934** asylum requests were submitted in the 36 Industrialised Countries. 51,089 new applications submitted in Europe in that year. Asylum requests in the United Kingdom were 5,920 during Q2 2007 which was a fall of -12.3% compared with Q2 2006 (6,750) (UNHCR figures) [Page 16].

## Supported Asylum Seekers in the Region – including dependants

### Asylum seekers supported by the local authorities

- In the North East there are 10 different Local Authorities where the majority of asylum seekers are accommodated. The Chart below shows individual asylum seekers supported in NASS accommodation.

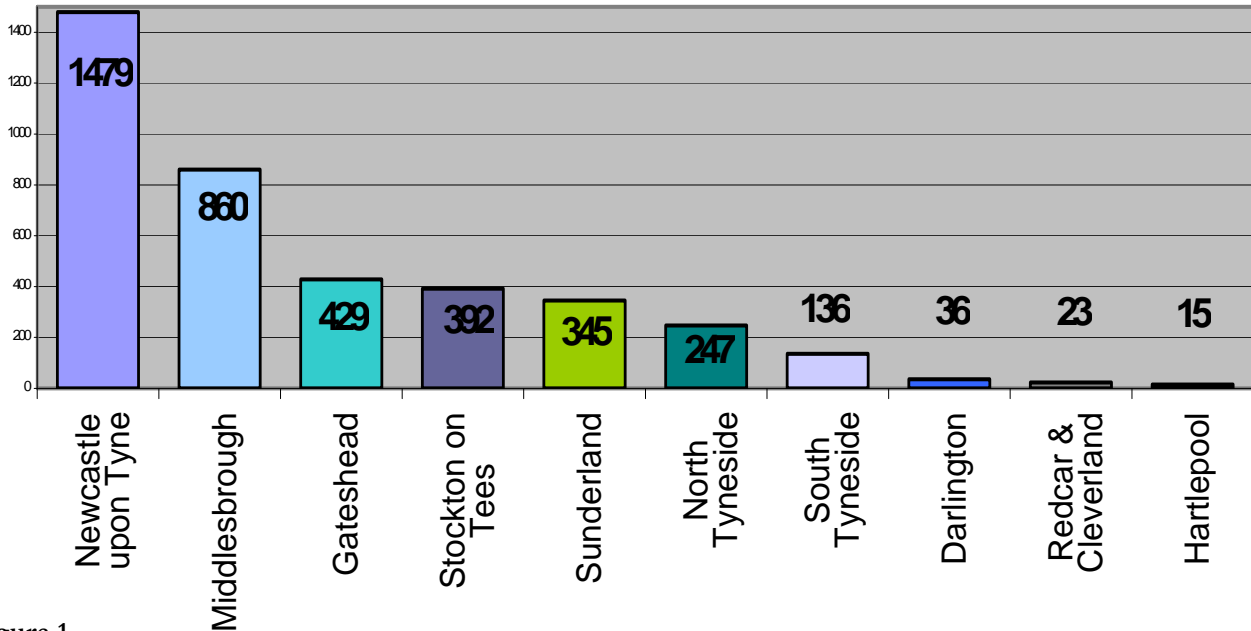


Figure 1

### Subsistence Only (SO) supported Asylum seekers

There are 36\* (45 using Home office figures)<sup>1</sup> asylum seekers in the **North East** who are not in NASS accommodation and receive only subsistence (cash) support from NASS. In total there are 10,865 (Home office figures) clients getting only subsistence support throughout the country. The North East had 0.33% of this number<sup>2</sup>. 7,835 (72.11%) of all asylum seekers in receipt of subsistence only support was located in London.

The table opposite shows by Local Authorities the number of individual asylum seekers in receipt of subsistence only support from NASS in the North East: This is taken from the figures provided by NESMP and NESPARS.

Figure 2

Local Authority*	Number of SO Individuals
Newcastle upon Tyne	13
Middlesbrough	9
Stockton on Tees	4
Gateshead	3
Sunderland	3
North Tyneside	2
South Tyneside	1
Hartlepool	1
<b>TOTAL</b>	<b>36</b>

Note: \*Figures based on NASS data which may differ from Home office provisional figures.

<sup>1</sup> Home office figures are often rounded up to the nearest 5 and small variations may be as a result of data being collected on different days "Asylum Statistics: 2<sup>nd</sup> Quarter 2007" Table 9.

<sup>2</sup> This percentage is based on Home office figures, Ibid.

### Number of households in NASS accommodation in the North East

There were **2103** households made up of **3962** individuals in the North East at the end of June 2007. This table shows numbers of households & individuals in each Local Authority area sub-divided by accommodation providers:

Town	PROVIDER	Number of Households	Number of individuals
<b>DARLINGTON</b>			
	NESPARS (NECARS) <sup>3</sup>	22	36
	<b>Totals</b>	<b>19</b>	<b>36</b>
<b>GATESHEAD</b>			
	Angel Group	71	156
	NECARS	126	218
	Kimberley Group	41	55
	<b>Totals</b>	<b>238</b>	<b>429</b>
<b>HARTLEPOOL</b>			
	M&Q Properties	4	4
	Kimberley Group	5	11
	<b>Totals</b>	<b>9</b>	<b>15</b>
<b>MIDDLESBROUGH</b>			
	Angel Group	101	162
	M&Q Properties	78	80
	NECARS	76	187
	Caradon Estates	1	2
	Kimberley Group	227	427
	RCA	2	2
	<b>Totals</b>	<b>485</b>	<b>860</b>
<b>NEWCASTLE upon TYNE</b>			
	Angel Group	222	385
	M&Q Properties	126	131
	NECARS	353	882
	Kimberley Group	38	62
	RCA	19	19
	<b>Totals</b>	<b>758</b>	<b>1479</b>
<b>NORTH TYNESIDE</b>			
	Angel Group	13	22
	Kimberley Group	96	225
	<b>Totals</b>	<b>109</b>	<b>247</b>
<b>REDCAR and CLEVELAND</b>			
	Kimberley Group	6	23
	<b>Totals</b>	<b>6</b>	<b>23</b>
<b>SOUTH TYNESIDE</b>			
	Angel Group	2	4
	NECARS	42	130
	Kimberley Group	1	2
	<b>Totals</b>	<b>45</b>	<b>4</b>
<b>STOCKTON</b>			
	Angel Group	1	4
	M&Q Properties	6	6
	NECARS	72	151
	Kimberley Group	152	231
	<b>Totals</b>	<b>231</b>	<b>392</b>
<b>SUNDERLAND</b>			
	M&Q Properties	11	14
	NECARS	108	215
	Kimberley Group	78	113
	RCA	3	3
	<b>Totals</b>	<b>200</b>	<b>345</b>
<b>Grand Total</b>		<b>2103</b>	<b>3962</b>

Figure 3

Note: Figures taken from NASS monthly figures as at the first working day of July 2007 and not Home Office Statistics.

<sup>3</sup> NECARS is now known as NESPARS and NESMP split from them in a restructure, however NASS have been still been recording it as NECARS.

## Nationality of Supported Asylum Seekers in Region – including dependants

### Top ten Nationalities in the North East

The totals below represent the number of asylum seekers residing in NASS accommodation at the end of June 2007<sup>4</sup> or in receipt of subsistence only support.

As at end June 2007:

- There were 79 different known Nationalities in the North East at the end of June 2007\*
- The top 20 nationalities in the North East region at the end of June 2007 are shown below:

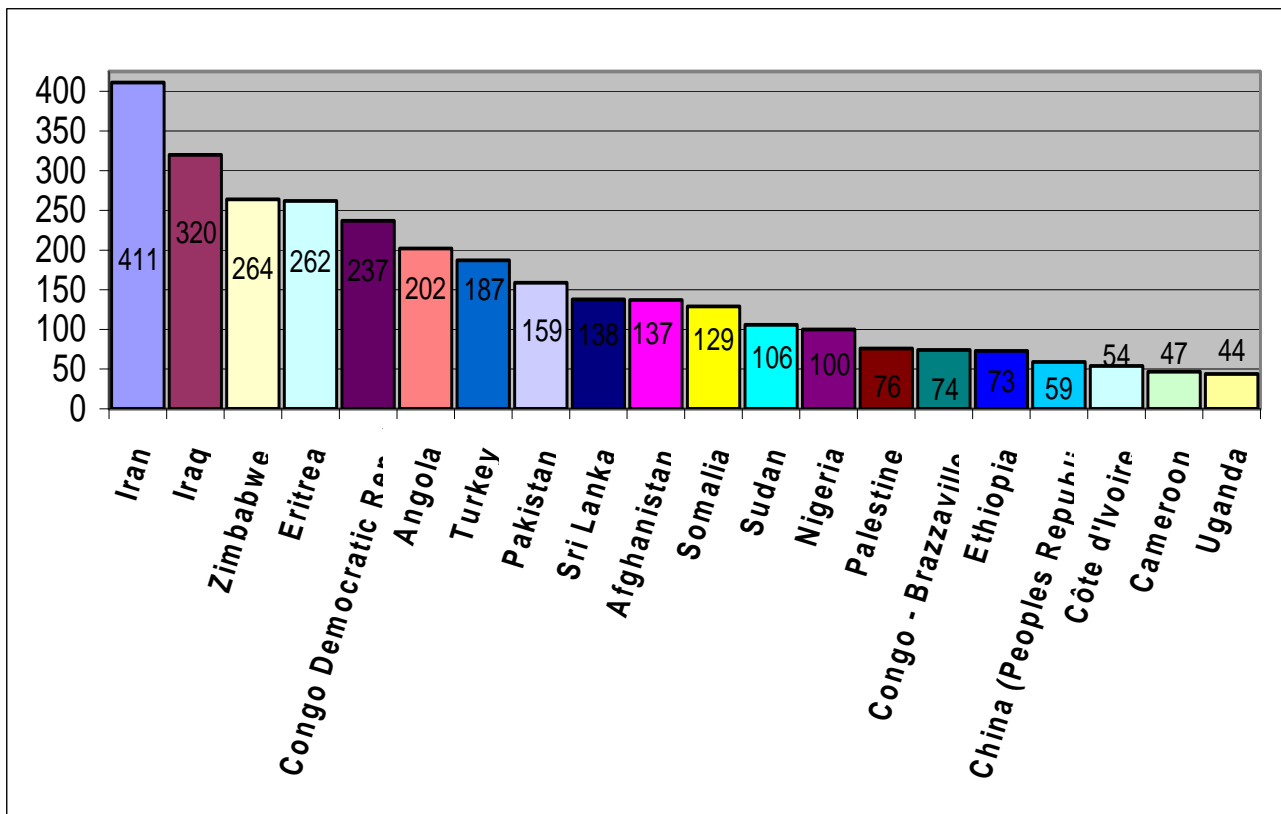


Figure 4

- \*16 clients' nationalities are listed as unknown. 1 Client is listed as Stateless under article 1 of the 1954 Convention. These are included in the 79, also included are 32 people from Kosovo (see note below).
- Nationalities are Nationalities of political national entities (countries) recognised by the UK (plus Kosovo which has special UN status). It does not represent ethnic groups or autonomous/disputed nationalities within recognised political entities (with the exception of Kosovo).

<sup>4</sup> Data taken on 2<sup>nd</sup> July 2007.

## Supported Asylum Seekers by Region – including dependants

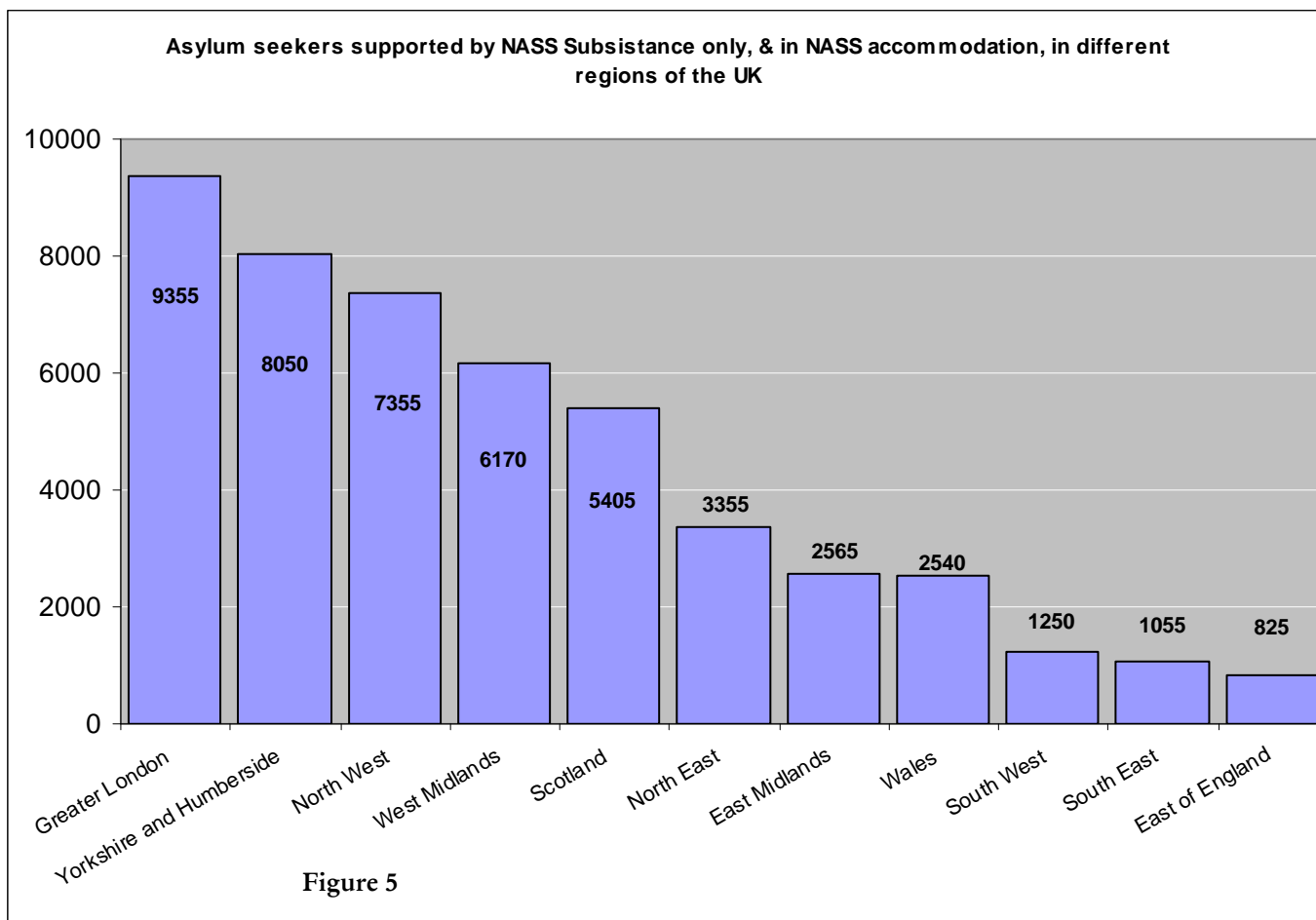
### Asylum seekers in different regions of the UK

The totals below represent the numbers of asylum seekers who are currently in NASS accommodation or are in receipt of subsistence (cash) only support. They reflect the numbers of new applicants granted support and exclude applications for those for whom support has ceased. These figures do not include asylum seekers who are not supported by NASS.

As at the end of June 2007:

- 10,865 asylum seekers were receiving subsistence only support.
- 37,280 asylum seekers were supported in NASS accommodation<sup>5</sup>.
- 850 asylum seekers were supported in initial accommodation
- Thus a total 48,995 asylum seekers were in receipt of NASS support as at the end of Q2 of 2007 which is 1% higher than the previous quarter (March-07 = 48,800).

The chart below shows the number of asylum seekers supported by NASS Subsistence only, and by accommodation and subsistence, in different regions of the UK as at the end of June 2007.



- ♦ The regions with the highest populations of asylum seekers supported by NASS in order of numbers were: Greater London (19.09%), Yorkshire and Humberside (16.43%), North West (15.01%), West Midlands (12.59%), Scotland (11.03%), the **North East is in sixth place with 6.85%** of all the asylum seekers supported by NASS in the UK.

<sup>5</sup> Due to Home office rounding of figures in the Home Office report there is a published total of 37,280 and the breakdown of those figures in "Figure 6" adding up to 37,275 means there is a discrepancy of 5, this is due to rounding of totals in the Home office published figures.

- ◆ Below is a table showing the number of asylum seekers in receipt of subsistence only support and clients in NASS accommodation by region:

Government Office Region (GOR)	In receipt of Subsistence only support	Supported in NASS accommodation
Greater London	7,835	1,545
Yorkshire and Humberside	305	7,745
North West	545	6,810
West Midlands	485	5,685
Scotland	175	5,230
<b>North East*</b>	<b>45</b>	<b>3,310</b>
Wales	65	2,475
East Midlands	345	2,220
South West	115	1,135
South East	585	470
East of England	360	465
Northern Ireland	5	190

Figure 6

- \*Taken from the Home office report and not NASS monthly figures.

(The 652 discrepancy between those supported in NASS accommodation in the North East provided by NASS earlier in this report and the Home office figures in Figure 6 is in part due to the Home office rounding of figures, and in part due to the different days the “snapshots” of those in accommodation. The different dates and rounding of figures also explains the discrepancy of 9 from the Home Office figure 45, and NASS figure 36).



## Asylum applications – National

### Number of applications for the past 10 quarters

- **Applications: 4,950 this is 12.85% lower than previous quarter**

Applications for asylum (excluding dependants) in the UK decreased by 12.85% in Q2 2007 to 4,950 from in Q1 2007 (5,680) and was **-9.92%** less than Q2 2006 (5,495).

Including dependants the number of applications to the UK fell by **-12.3%** in Q2 2007 (5,920) from Q1 2007 (6,750)

The Chart below shows the number of applications by primary applicants not including dependants for the past 10 quarters (since Q1 2005):

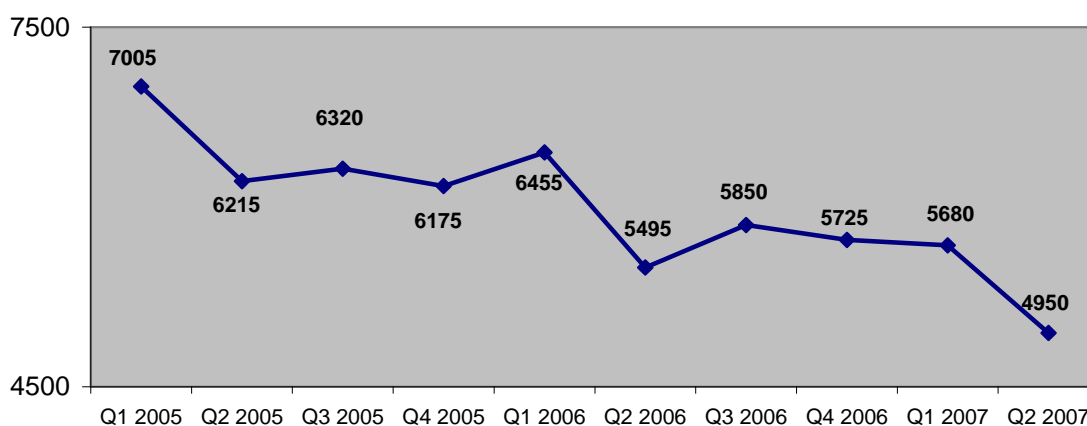


Figure 7<sup>6</sup>

### The top ten nationalities applying for asylum in Q2 of 2007

The largest nationality applying for asylum in Q2 of 2007 was Afghanistan with 565 applications -25.16% down on last quarter with 755. Below shows the top 10 nationalities applying for asylum in the UK in Q2 2007:

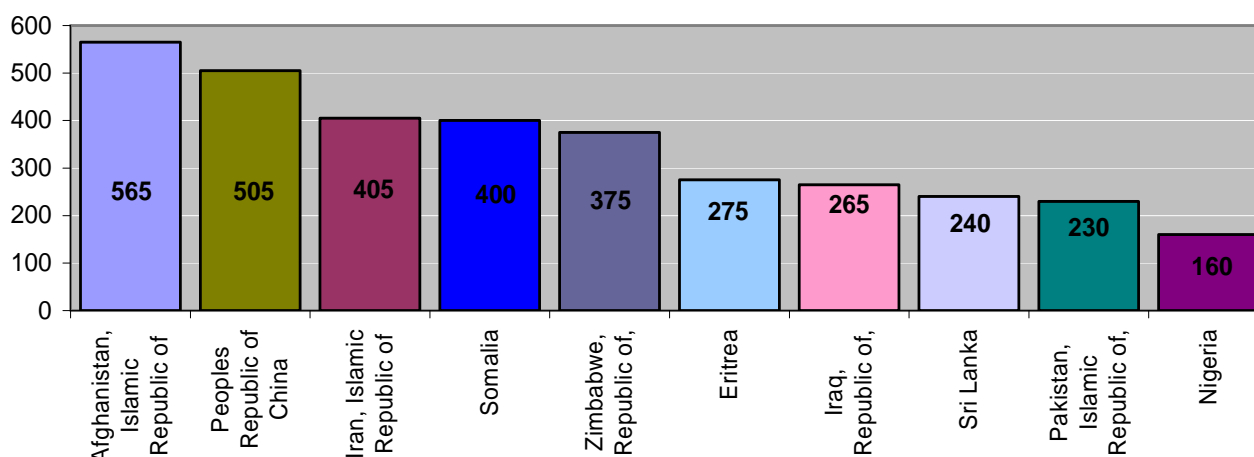


Figure 8

<sup>6</sup> Any Modifications in figure 7 on the figures previously published in the earlier reports is due to later home office revisions.

## NASS applications - National

### Number of NASS applications made in the past 10 quarters

- **Total applications: 3,800 in Q2 2007 which was -16.94% lower than previous quarter**
  - The number of applications for NASS support in Q2 2007 was 3,800 (excluding dependents) -16.94% lower than Q1 2007 (4,575) and 9.74% lower than Q2 2006 (4,210).
  - In Q2 2007, 3,030 (80%) applications were from single adults and 770 (20%) were from family groups.

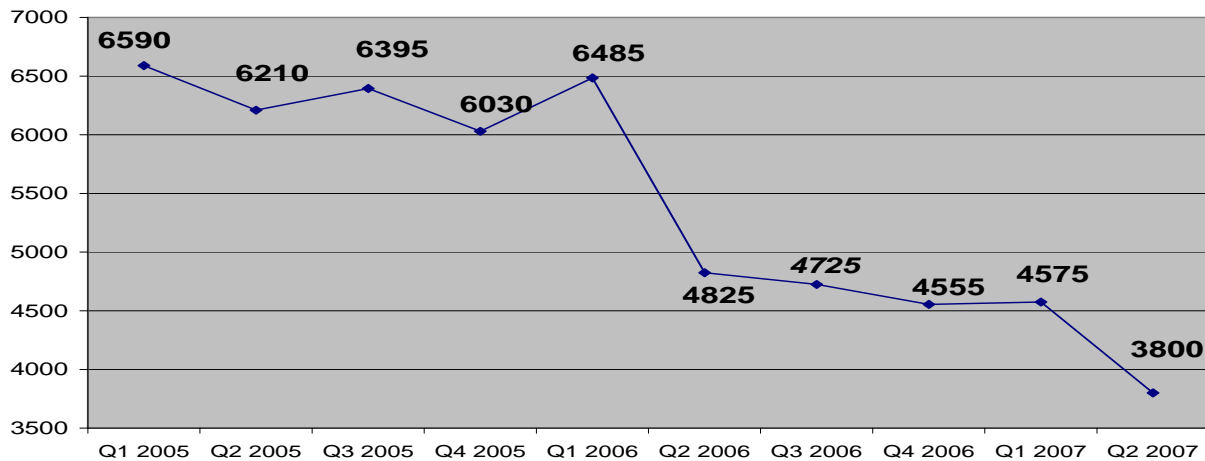


Figure 9

- **Support type:**
  - In Q2 2007, **2,525** (66%) applications were for accommodation and subsistence support and **985** (26%) of applications were for subsistence only support.
  - The remaining 8% of applications were classified as invalid or unknown.

### Top Ten Nationalities applying for NASS support:

In the last quarter applications fell from four of the top ten nationalities and rose from five others, one remained the same.

Applications from Afghanistan rose by 29%, Iraq by 10% and Zimbabwe 17%. Applications from **Iran** fell by 35%, **Eritrea** by 27% **Afghanistan** by 18%, the “**Democratic Republic of the Congo**” by 17%, **Pakistan** by 12% and the “**Peoples Republic of China**” by 11%.

Figure 10

Islamic Republic of Iran	465
Somalia	385
Afghanistan	365
Republic of Iraq	365
Zimbabwe	320
Eritrea	285
Pakistan	165
Sri Lanka	160
Peoples Republic of China	105
Democratic Republic of the Congo	95
Others	1,085
<b>Total</b>	<b>3,800</b>

\* Figures from Home Office: Asylum Statistics: 2<sup>nd</sup> Quarter 2007 United Kingdom (p7)

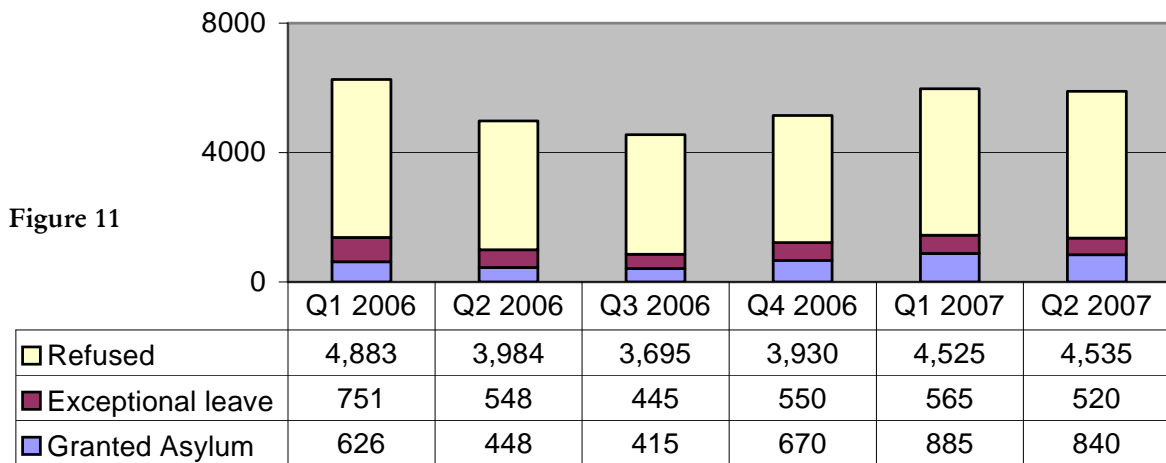
## Asylum application initial decisions – National<sup>7</sup>

### Number of decisions made for the past 6 quarters

#### • Initial Decisions in Q2 2007: 5,935; 1.17% lower than previous quarter

- 5,935 initial decisions were made in Q2 2007, **-1.17%** lower than in Q1 2007 (6,005) and higher than the level of applications.
- The number of cases (excluding dependants) awaiting an initial decision was 4,500 at the end of June 2007 (4,900 at the end of March 2007; 5,000 at the end of June 2006). Of this total, 3,900 cases were work in progress, i.e. the application had been outstanding for six months or less, at the end of last quarter (Q1 March) their were 4,300 cases in progress.
- 14% of initial decisions in Q2 2007 were to grant asylum compared with 15% for Q1 2007. 10% of initial decisions granted humanitarian protection or discretionary in Q2 which was the same as Q1. 76% of initial decisions in Q2 2007 were refusals, compared to 75% for Q1.

The Chart below demonstrates the number of decisions made for the past 6 quarters<sup>8</sup>:



### Number of decisions made for the past 10 quarters

The Chart below shows the number of Initial decisions made for the period from Q1 of 2005 to Q2 of 2007:

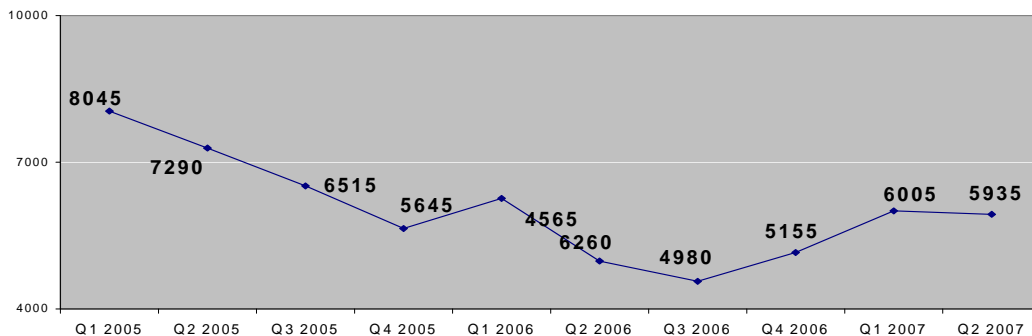


Figure 12

### Timeliness of Initial Decisions

- 56% of applications received in Q2 had initial decisions reached and served within two months<sup>9</sup>, compared with 61% in Q1<sup>10</sup>.

<sup>7</sup> All figures on this page come from p3 and Table 1 Asylum Statistics: 2<sup>nd</sup> Quarter 2007 United Kingdom

<sup>8</sup> Due to home office rounding this totals 5895 not 5935.

<sup>9</sup> "Two Months" is defined as 61 days.

<sup>10</sup> Home Office: Asylum Statistics: 3<sup>rd</sup> Quarter 2007 United Kingdom - <http://www.homeoffice.gov.uk/rds/pdfs07/asylumq207.pdf>

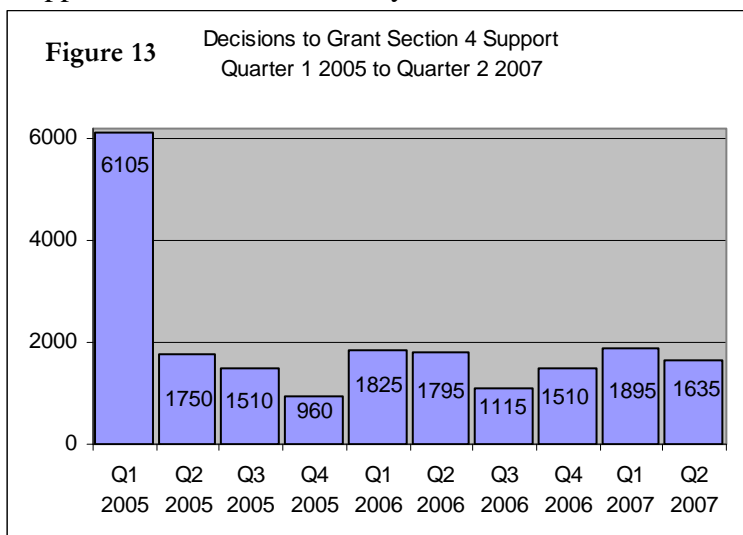
Support under section 4 ('Hard Case') of the Immigration and Asylum Act 1999 is provided in the form of accommodation and food, and other basic essential items. Individuals are generally eligible for section 4 support if their asylum application has been finally determined as refused, but they are destitute and there are reasons that temporarily prevent them from leaving the United Kingdom. These reasons are:

- Taking reasonable steps to leave the UK or place themselves in a position in which they can leave the UK; or
- unable to leave UK by reason of a physical impediment to travel or some medical reason; or
- unable to leave UK because there is no current viable route of return to the country of origin; or
- taking reasonable steps to leave the UK or place themselves in a position in which they can leave the UK; or
- permission has been obtained to proceed with a judicial review against a decision relating to the person's asylum claim; or the provision of support is otherwise necessary to avoid a breach of the person's human rights.

- The number of successful applications for section 4 support in Q2 2007 was (1,635) **-13.72%** lower than in Q1 2007 (1,895).

- Nationals of Iraq accounted for the highest number of failed asylum seekers in receipt of section 4 support, 3460 (37% of those supported). This is a trend that began in quarter 3 2006.

- As at the end of Q2 (end of June 2007) 9,365 excluding dependants, were in receipt of section 4('Hard Case') support, 6.66% higher than at the end of Q2 (March) (8,780).



**Top 10 Nationalities supported Q2 2007**

Iraq	3,460
Iran	985
Eritrea	785
Sudan	540
Somalia	430
Dem. Rep Congo	410
Zimbabwe	410
Ethiopia	270
Peoples Republic of China	230
Congo - Brazzaville	225
Others	1,615
<b>Total</b>	<b>9365</b>

Figure 14

\* Figures on this page from Home Office: Asylum Statistics: 2<sup>nd</sup> Quarter 2007 United Kingdom (p9)

## Asylum appeals - National

On 4 April 2005, the commencement of section 26 of *The Asylum and Immigration (Treatment of Claimants, etc.) Act 2004* introduced the appeals system under the Asylum and Immigration Tribunal (AIT). All outstanding work from the Immigration Appellate Authority has been transferred to an equivalent appeal stage within the AIT, in line with transitional provisions. Data on determinations refer to cases dealt with by Immigration Judges. All appeals figures are provisional and subject to change.

### Appeals received

- ◆ Appeals received by AIT in Q2: 3,830, this is **-1.29%** lower than previous quarter (3,880)

### Appeals determined

- Appeals determined increased in Q2 by 10% to 4,005 from 3,665 in Q1, and was 8% lower than in Q2 2006 (4,335).
- The proportion of appeals dismissed was 71% in Q2, the same as Q1 2007 and Q4 2006, whilst 23% of appeals allowed, in Q1 2007 this was 21%.
- The total asylum work in progress at the AIT at the end of June 2007 was 5,000 a drop of **-16.67%** on the last three quarters where the total was 6,000.

### Appeals determined by Immigration (IAA/AIT)

The Chart below shows the number of appeals determined by the Asylum and Immigration Tribunal (AIT), formerly called Immigration Appellate Authority (IAA) Adjudicators

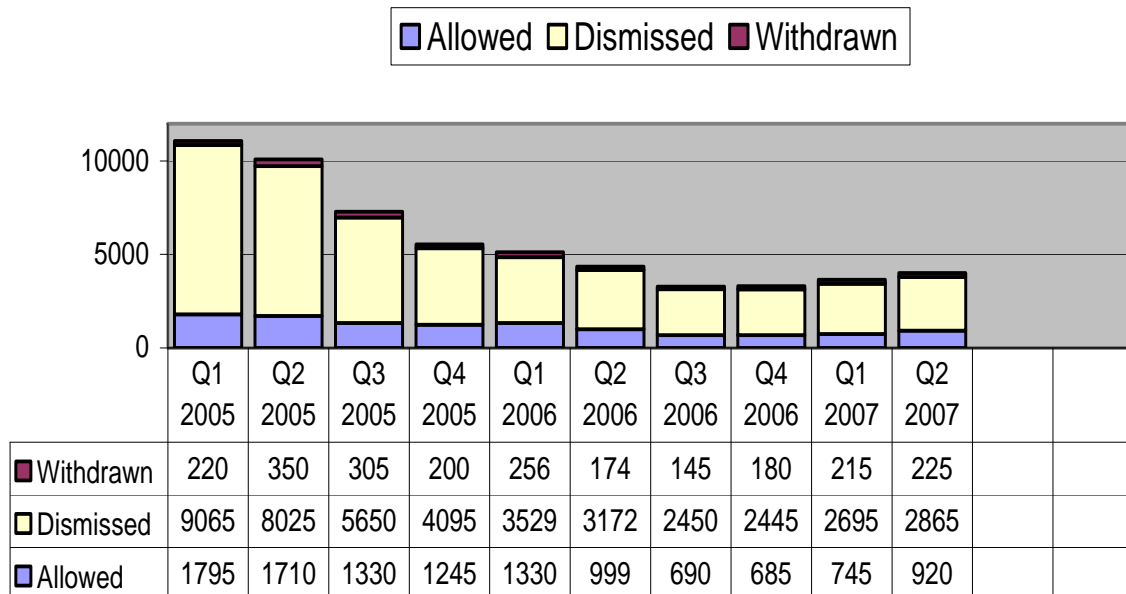


Figure 15

- Figures on this page from Home Office: Asylum Statistics: 2<sup>nd</sup> Quarter 2007 United Kingdom (p4)

**Applications to European Countries/ Non European Countries 2003,  
2004, 2005 2006 Jan-June 2007**

10

Applications received for asylum in Europe and elsewhere, including dependants, for 2003, 2004, 2005, 2006 Q1 and Q2 of 2007.

Figure 16

Country	2003	2004	2005	2006	2007 Q1	2007 Q2
Austria	32,400	24,700	22,500	13,400	3,100	2,700
Belgium	19,300	17,500	18,200	13,200	3,200	3,100
Denmark	4,600	3,200	2,300	1,900	600	400
Finland	3,200	3,900	3,600	2,300	300	300
France	62,000	65,600	59,200	30,700	7,300	6,700
Germany	50,600	35,600	28,900	21,000	4,400	3,800
Greece	8,200	4,500	9,100	12,300	7,400	7,100
Ireland	7,900	4,800	4,300	4,300	1,100	900
Italy	13,500	9,700	9,500	10,300	n/a	n/a
Luxembourg	1,500	1,600	800	500	100	100
Netherlands	13,400	9,800	12,300	14,500	1,700	1,400
Portugal	100	100	100	100	100	100
Spain	5,900	5,600	5,000	5,300	2,300	1,900
Sweden	31,400	23,200	17,500	24,300	9,200	8,400
<b>United Kingdom</b>	<b>60,000</b>	<b>40,600</b>	<b>30,800</b>	<b>28,300</b>	<b>6,800</b>	<b>5,900</b>
<b>Total EU15</b>	<b>313,900</b>	<b>250,300</b>	<b>224,200</b>	<b>182,400</b>	<b>47,600</b>	<b>42,800</b>
Cyprus	4,400	9,900	7,700	4,500	1,700	1,600
Czech Republic	11,400	5,500	4,200	3,000	500	400
Estonia	*	*	*	*	*	*
Hungary	2,400	1,600	1,600	2100	500	700
Latvia	*	*	*	*	*	*
Lithuania	200	200	100	100	*	*
Malta	600	1,000	1,200	1,300	300	100
Poland	6,900	8,100	6,900	4,400	700	700
Slovakia	10,400	11,400	3,500	2,900	700	800
Slovenia	1,100	1,300	1,800	500	100	100
<b>Total EU25</b>	<b>351,300</b>	<b>289,100</b>	<b>251,300</b>	<b>201,400</b>	<b>51,900</b>	<b>47,300</b>
Bulgaria	1,500	1,100	800	600	200	200
Rumania	1,100	700	600	500	100	100
<b>Total EU27</b>	<b>353,900</b>	<b>290,900</b>	<b>252,700</b>	<b>202,500</b>	<b>52,200</b>	<b>47,600</b>
<b>Other Europe</b>						
Norway	15,600	7,900	5,400	5,300	1,200	1,200
Switzerland	21,000	14,200	10,100	10,500	3,000	2,400
<b>Total Europe</b>	<b>390,600</b>	<b>313,100</b>	<b>268,200</b>	<b>218,300</b>	<b>56,500</b>	<b>51,200</b>
<b>Non-Europe</b>						
Australia	4,300	3,300	3,200	3,500	900	1,000
Canada	31,900	25,500	19,700	22,900	5,900	5,500
USA	80,200	63,000	48,900	50,800	13,500	13,500
<b>Grand Total</b>	<b>506,900</b>	<b>400,700</b>	<b>340,100</b>	<b>295,600</b>	<b>76,700</b>	<b>71,200</b>

Figures rounded to the nearest 100 with \* = between 1 and 49.

• Figures on this page from Home Office: Asylum Statistics: 3rd Quarter 2007 United Kingdom (table 23)

\*\* Taken from the data available, however some countries still to submit additional data.

## Asylum seekers and refugees worldwide

### Asylum Levels in industrialized Countries, Second Quarter 2007

This section is based on monthly asylum application data received from national asylum authorities in Europe, North America, Australia, New Zealand and Japan. Currently, 36 industrialized countries are providing monthly statistics to UNHCR. Italy is the only major industrialized country for which no monthly data are available.

- The number of asylum requests submitted in the **36 industrialized countries** declined on a year on year basis since 2001, in the second half of 2006 it began to rise again, however in the Second Quarter of 2007 it fell again.
- 70,934 new asylum requests made during the Second Quarter (April-June) 2007. This is a decrease of 7.36% compared to the first Quarter of 2007 (January-March) when the total was 76,566.
- In **Europe**, 51,089 new asylum applications were submitted during Quarter 2 2007, **-9.44%** lower than during Q1 2007 (56,414) and a **+13.92%** increase from Quarter 2 2006 (44,846). The 26 countries of the **European Union (EU)** covered by this report registered 47,473 new asylum applications submitted an 8.97% decrease on Quarter 1 2007 (52,150). Compared to Quarter 2 2006 this was an increase of 14.68 (31,396). Greece and Cyprus have experienced a major increase in numbers of asylum claims not due to more asylum seekers but due to changes in procedures to speed up the registration of those waiting to register an asylum claim and clearing a claims backlog. Greece has risen to the third largest destination of asylum seekers with 14,700 claims registered in the first six months of 2007; this was nearly as many as 15,800 claims which were registered during the previous 18 months.
- During Quarter 2 2007, **Europe** received 72.02% of all asylum applications submitted in the 36 industrialized countries, **North America** received 26.6% of the total inflow, while **Australia, New Zealand and Japan** accounted for the remainder of the asylum requests.
- In Quarter 2 2007 the asylum applications for the twelve new EU Member states dropped in the first half of 2007 by **-13%** from the second half of 2006 to 9,500, this was after a 26% rise in the second half of 2006 to 11,000, on 8,700 from the first half of that year.

### Countries of asylum

- The **United States** has been the top asylum destination since Q3 2005. In the first six months of 2007 the **United States** received 26,800 asylum claims which was 1,200 (+5%) more than the second six months of 2006. It was also **2.3%** higher than the number of applications received in the first quarter of 2006 (26,200). The **United States** received about a fifth of the applications lodged in the 36 industrialised countries.
- In the **United Kingdom**, the number of new asylum requests lodged during the second quarter of 2007 fell by **-12.3%** (5920) Compared to the 1<sup>st</sup> quarter of 2007 (6,750) and by 7.21% compared to 2<sup>nd</sup> quarter 2006. In 2002 the UK was the main destination for asylum seekers. The **United Kingdom** now ranks the fifth largest asylum-seeker receiving country from the 36 industrialised countries with 12,700 applications in the first two quarters of 2007, followed by **Canada** (11,400) **Germany** (8,200) and **Austria** (5,700).
- Out of the 36 Industrialised countries from Q1 2007 to Q2 2007, 13 countries experienced a rise in the number of new asylum claims lodged while 23 countries reported a fall. Among those



destination countries reporting larger percentage changes, those reporting increases in applications included **Estonia** (+400%), **Liechtenstein** (+150%), **Slovenia** (+100%), **Hungary** (+36.74%), **Japan** (+23.68%), **Slovakia** (+23.72%), & **Australia** (+15.07%). Decreases included **Malta** (45.52%), **The United Kingdom** (-12.3%), **“The Netherlands”** (-17.29%), **Germany** (-14.42%), **Éire (Republic of Ireland)** (-14.46%), **Austria** (-13.37%) and **Canada** (-6.7%).

### Origin of asylum-seekers

- In the 36 asylum countries from the third quarter 2006<sup>11</sup>, **“Iraq”** with 19,800 or 14% of all claims has been leading country of origin of asylum-seekers when it replaced **“The Peoples Republic of China”** as the leading country which became the second main country of origin for asylum seekers. **“The Peoples Republic of China”** remains as the second main country of origins into the Second Quarter 2007 with 8,600 applications. This was followed by **“Pakistan”** (7,300), **“Serbia\*”** and **“Montenegro”**<sup>12</sup> (7,200), and the **“Russian Federation”** (6,500). Other countries lodging more than 1,000 applications included **Haiti, Columbia, Democratic Republic of the Congo, Eritrea, Turkey, India, Mexico, Georgia, Nigeria, Bangladesh, Sri Lanka, the Islamic Republic of Iran** and the **Syrian Arab Republic**.
- Among the top 40 countries of origin 33 countries recorded a decline in the number of asylum-seekers during from Q1 2007 to Q2 2007. Those recording a strong decline include **“Bangladesh”** (-48.48 to 1,254), **Lebanon** (-30.1% to 490), **“Republic of Côte d'Ivoire”** (-19.87% to 484), **“Sudan** (-19.78% to 450), **“Pakistan”** (-16.33% to 3,347) **China** (-5.55 to 4,155) and **“The Russian Federation”** (-0.58% to 3,237). The number of **“Stateless”** persons applying for asylum fell -2.59% to 640.
- Among the top 40 countries of origin 7 countries recorded an increase in the number of asylum-seekers during from Q1 2007 to Q2 2007. Those recording increases were: **“Georgia** (+63.75% to 1,274), **Romania** (+60% to 504), **Việt Nam** (+28.23% to 636), **Zimbabwe** (+11.15% to 648), **“Mexico”** (+9.34% to 2,307), **“Democratic Republic of the Congo”** (+2.59% to 1,226) and **Belarus** (+2.59% to 356). More than 75% of Zimbabwean asylum seekers are lodged in the United Kingdom.
- During Q2 2007 about 47% of the 19,800 asylum claims which were logged by nationals from Iraq, were logged in **Sweden**.

Figure 17 Table of Country of Origin

Country of Origin	2005				2006				2007			
	Q1	Q2	Q3	Q4	Q1	Q2	Q3	Q4	Q1	Q2	Q3	Q4
<b>Iraq</b>	5	5	5	4	1	2	1	1	1	1		
<b>Peoples Republic of China</b>	3	2	3	3	2	1	2	2	2	2		
<b>Pakistan</b>	14	7	8	10	12	12	10	6	3	3		
<b>“Serbia” &amp; “Montenegro”</b> <sup>13</sup>	1	1	2	2	3	4	4	4	4	4		
<b>Russian Federation</b>	2	3	1	1	4	3	3	3	5	5		
<b>Mexico</b>	22	21	14	15	18	11	7	12	9	6		
<b>Somalia</b>	11	14	9	13	11	10	5	11	7	7		
<b>Afghanistan</b>	13	9	10	9	8	7	9	7	8	8		
<b>Sri Lanka</b>	15	16	19	17	15	16	15	14	11	9		
<b>Turkey</b>	4	4	6	5	5	5	8	9	10	10		

<sup>11</sup> In Q3 2006 **“Iraq”** moved from 2<sup>nd</sup> place to first place and **“The Peoples Republic of China”** moved from first place to second place in the rankings.

<sup>12</sup> No separate data available for both countries, **Montenegro** became Independent on June 3<sup>rd</sup> 2006 ending the **“Federal Republic of Serbia and Montenegro”**.

<sup>13</sup> Ibid.



## Acknowledgements

Home Office: Asylum Statistics: 2<sup>nd</sup> Quarter 2007 United Kingdom -  
<http://www.homeoffice.gov.uk/rds/pdfs07/asylumq207.pdf>

Home Office: Asylum Statistics: 3<sup>rd</sup> Quarter 2007 United Kingdom -  
<http://www.homeoffice.gov.uk/rds/pdfs07/asylumq307.pdf>

NESPARS (Formerly NECARS) internal data on North East dispersals supplied to NERS. The actual date the database was run to generate the figures was 02/07/2007.

UNHCR: Asylum levels and Trends in Industrialised Countries Second Quarter 2007 overview.  
<http://www.unhcr.org/statistics/STATISTICS/46f0e0dd2.pdf>