

Asylum statistics for the North East- as at March 2005



This publication includes data for the 1st Quarter (Q1) of 2005, relating to January to March 2005.

It includes the most recently available information from regional, national and some European statistics on the number of asylum seekers and their circumstances. Please note that not all the information relates to the same period largely due to the different publication dates of the source material.

Further Information

Enquiries about this bulletin should be addressed to: The Statistics Officer,
North of England Refugee Service and NECARS, 2 Jesmond Road West, Newcastle upon Tyne,
NE2 4PQ
Telephone: 0191-2457311 Ext: 208
0191-2116711

I. Summary	
i. Summary.....	3
II.Supported Asylum Seekers in the Region	
i. Asylum seekers supported by the local authorities.....	4
ii. Subsistence only (SO) supported asylum seekers.....	4
iii. Number of households in the North East by provider and region.....	5
III.Nationality of Supported Asylum seekers in Region	
a. Top ten Nationalities in the North East.....	6
IV.Supported Asylum Seekers by Region – Including dependants	
a. Asylum seekers in different regions of the UK.....	7
b. Subsistence only supported asylum seekers in different regions of the UK.....	7
V.Asylum Applications - National	
a. Number of applications for the past 9 quarters.....	8
b. The top ten nationalities applying for asylum in quarter 4 of 2005.....	8
VI.NASS Applications – National	
a. Number of NASS applications made in the past 6 quarters.....	9
b. Top ten nationalities applying for NASS support.....	9
VII.Asylum Application Initial decisions – National	
a. Number of decisions made for the past 5 quarters.....	10
b. Number of decisions made for the past 9 quarters.....	10
c. Timeliness of Initial decisions	10
VIII.Applications and support under section 4 of the Immigration and Asylum Act 1999 (Hard Case)	
a. Section 4 support description.....	11
b. Successful applications for Section 4.....	11
c. Top 10 nationalities successful application Q1 2005.....	12
IX.Asylum Appeals – National	
a. Appeals received.....	13
b. Appeals determined.....	13
c. Appeals determined by Immigration (IAA)	13
d. Timeliness of Appeal decisions.....	13
X.Applications to European Countries	
a. Number of applications made to European countries.....	14
XI.Asylum Seekers and Refugees Worldwide	
a. Asylum Levels in industrialized Countries, Q1 2005.....	15
b. Countries of Asylum	15
c. Origins of asylum-seekers.....	15
XI. Acknowledgements.....	16

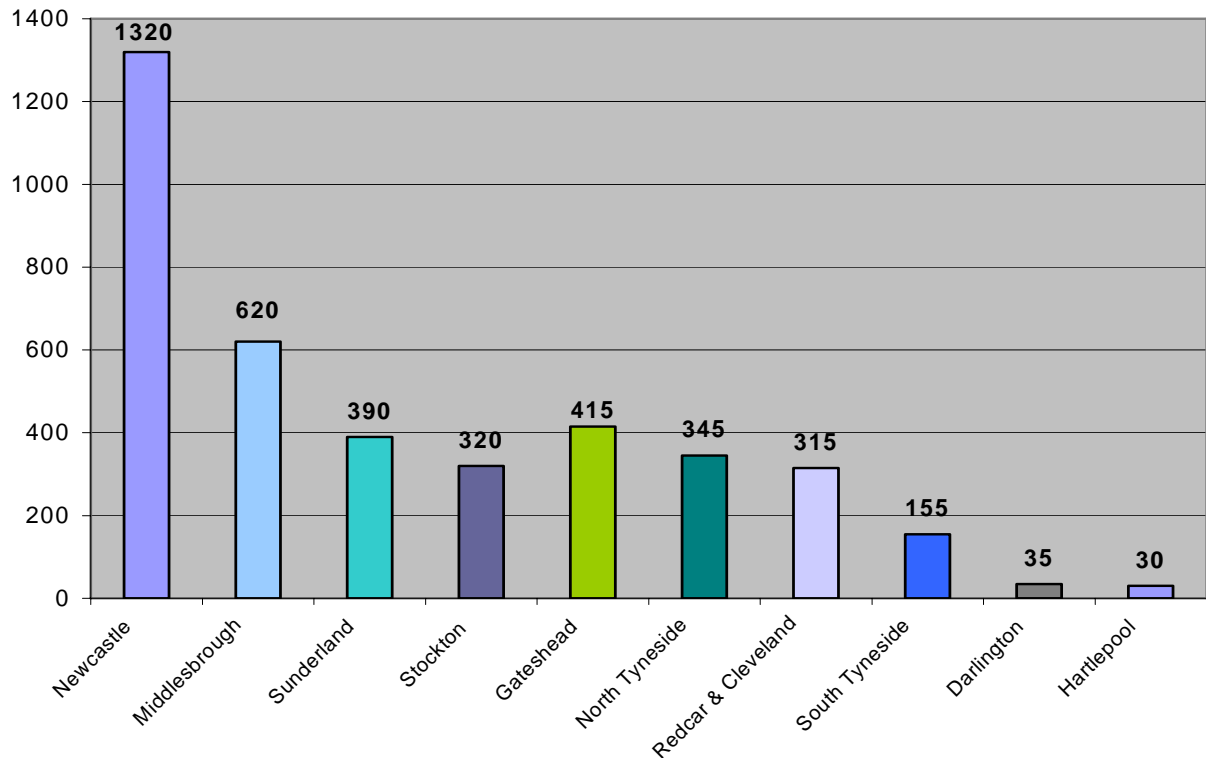
Summary

1. As at March 2005 there were 3990 asylum seekers in the North East in NASS accommodation, an increase of (2.14%) from December 2004. The majority, 1345 (34%), are living in Newcastle upon Tyne [Page 4 and 5]
2. The main nationalities of asylum seekers in the North East are Iranian (11%), Angolan (7%) and Turkish (7%). [Page 6]
3. The total number of asylum seekers in the UK who are supported by NASS (The National Asylum Support Service) is 60,010, a decrease of 2.6% from the previous quarter. Greater London has the largest number with 14,735 followed by Yorkshire and North Humberside 9615. [Page 7]
4. Asylum applications in the quarter nationally fell to 7,015, a decrease of 17% from the previous quarter. The main countries of origin were Iran (12%), then Iraq (7%) and Somalia (7%). [Page 8]
5. The number applying for NASS support nationally was 7,265 a decrease of 17% from the previous quarter. The main nationalities applying for NASS support were Iran (15%), Iraq (9.4%) and Somalia (7%). [Page 9]
6. A Total of 8,045 asylum applications received initial decisions, 5% lower than the previous quarter. The number awaiting a decision fell to 8,700. 6% of initial decisions were granted asylum in Q1. [Page 10]
7. Successful applications for Section 4 ('Hard Case') in Q1: 8,045, 244% higher than previous quarter – mostly from Iraqis. [Page 11]
8. 5,700 appeals were received, 20% lower than previous quarter and 11,085 were determined, 5% lower than in the previous quarter. [Page 12].
9. 310,100 asylum applications were made to European countries (EU + Switzerland and Norway) in 2004. UK received the 2nd largest number in 2004 with 40,200 applications, but France was on top of the list in with 65,600 applications. [Page 13]
10. 81,900 asylum applications submitted in the 36 industrialised countries, 13% fewer than Q4 of 2004 (94,200). Asylum levels decreased by 15% from Q4 2004 to Q1 2005. [Page 14]
11. Since Q4 2004 France has been the leading asylum-seeker receiving county among the group of 36 industrialised countries. France had a 4% increase of applications lodged, 15,000 in Q4 2004 to 15,700 in Q1 2005. France received 19% of all asylum applications in the 36 industrialised countries in Q1 of 2005. [Page14]
12. Serbia and Montenegro was the leading country of origin of asylum seekers during Q1 of 2005 (5,100 requests), followed by the Russian Federation (4,900), China (4,700), Turkey (3,700). [Page 15]

Supported Asylum Seekers in the Region – including dependants

Asylum seekers supported by the local authorities

- In the North East there are 10 different Local Authorities where the majority of asylum seekers are accommodated. The Chart below shows individual asylum seekers supported in NASS accommodation.



Subsistence Only (SO) supported Asylum seekers

There are **110** asylum seekers in the **North East** who are not in NASS accommodation and receive only subsistence (cash) support from NASS. In total there are **19640** clients getting only subsistence support throughout the country. The North East had **1%** of this number. **13,860 (71%)** of all asylum seekers in receipt of subsistence only support were located in London.

The table below shows by Local Authorities the number of individual asylum seekers in receipt of subsistence only support from NASS:

Local Authority	Number of SO Individuals
MIDDLESBROUGH	25
NEWCASTLE UPON TYNE	25
SUNDERLAND	25
OTHERS	40
TOTAL	110

Number of households in NASS accommodation in the North East

There were **1976** households made up of **3990** individuals in the North East as at the end of March 2005. The table below shows the number of households and individuals in each Local Authority area sub-divided by accommodation provider:

Town	PROVIDER	Number of Households	Number of individuals
DARLINGTON			
	Darlington Council	21	37
	Totals	21	37
GATESHEAD			
	Gateshead Council	104	218
	Clearsprings Management Ltd	1	3
	Leena Homes Ltd	1	6
	ANGEL GROUP	77	188
	Totals	183	415
HARTLEPOOL			
	Hartlepool Council	13	28
	Totals	13	28
MIDDLESBROUGH			
	LEENA HOMES LTD	255	387
	Middlesbrough BC	92	240
	Totals	347	627
NEWCASTLE			
	Newcastle City Council	346	826
	ANGEL GROUP	343	515
	Clearsprings Management Ltd	1	4
	Totals	690	1345
NORTH TYNESIDE			
	North Tyneside	142	349
	Totals	142	349
REDCAR and CLEVELAND			
	Redcar & Cleveland Council	105	319
	Totals	105	319
SOUTH TYNESIDE			
	South Tyneside	51	151
	Angel Group	2	6
	Totals	53	157
STOCKTON			
	Stockton-on-Tees Council	89	177
	LEENA HOMES LTD	80	148
	Totals	169	325
SUNDERLAND			
	Sunderland Council	143	267
	ADELPHI HOTELS LIMITED	110	121
	Totals	253	388
Grand Total		1976	3990

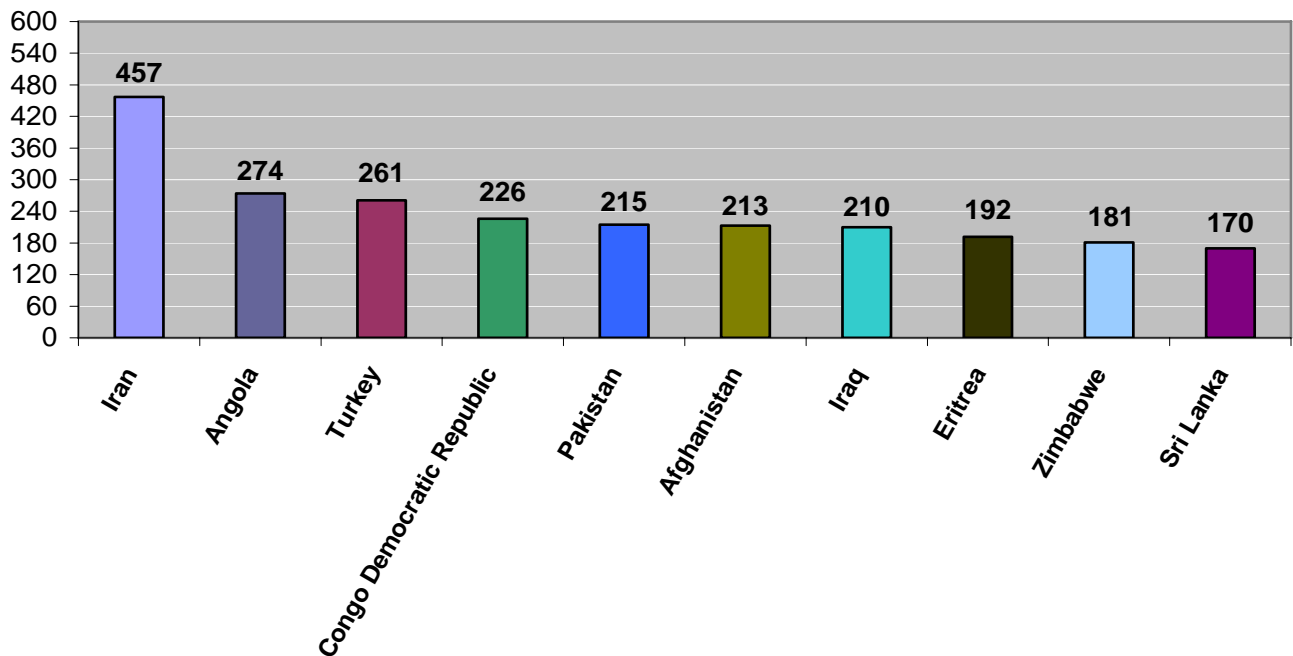
Nationality of Supported Asylum Seekers in Region – including dependants

Top ten Nationalities in the North East

The totals below represent the number of asylum seekers currently residing in NASS accommodation or in receipt of subsistence only support.

As at end March 2005:

- There were **52** different Nationalities in the North East
- The top **10** nationalities in the North East region are shown below:



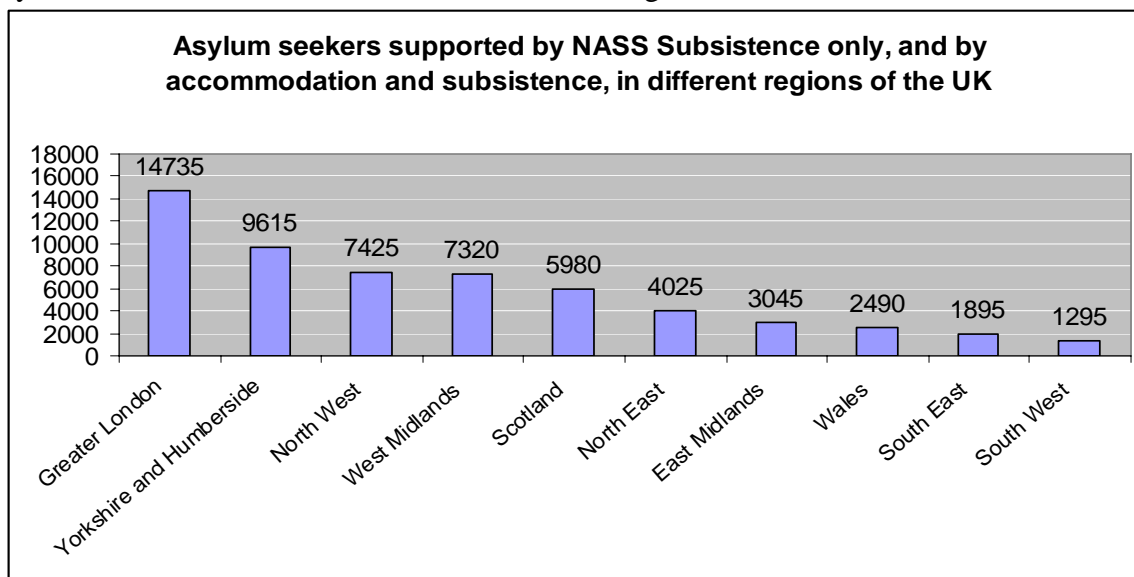
Asylum seekers in different regions of the UK

The totals below represent the numbers of asylum seekers who are currently in NASS accommodation or are in receipt of subsistence (cash) only support. They reflect the numbers of new applicants granted support and exclude applications for those for whom support has ceased. These figures do not include asylum seekers who are not supported by NASS.

As at the end of March 2005:

- **19,640** asylum seekers were receiving subsistence only support
- **40,370** asylum seekers were supported in NASS accommodation
- Thus a total **60,010** asylum seekers were in receipt of NASS support as at the end of Q1 of 2005 which is **2.6%** lower than the previous quarter (Dec-04 = **61,625**)

The chart below shows the number of asylum seekers supported by NASS Subsistence only, and by accommodation and subsistence, in different regions of the UK as at the end of March 2005.



- ♦ The regions with the highest populations of asylum seekers supported by NASS in order of numbers were: Greater London (25%), Yorkshire and Humberside (16%), North West (13%), West Midlands (12%), Scotland (10%), the **North East** is in sixth place with **7%** of all the asylum seekers supported by NASS in the UK.
- ♦ Below is a table showing the number of asylum seekers in receipt of subsistence only support and clients in NASS accommodation by region:

Government Office Region (GOR)	In receipt of Subsistence only support	Supported in NASS accommodation
Greater London	13860	1475
Yorkshire and Humberside	615	9010
North West	865	6580
West Midlands	1070	6275
Scotland	180	5800
North East	110	3935
East Midlands	685	2365
Wales	110	2385
South East	1120	815
South West	285	1025
East of England	725	570

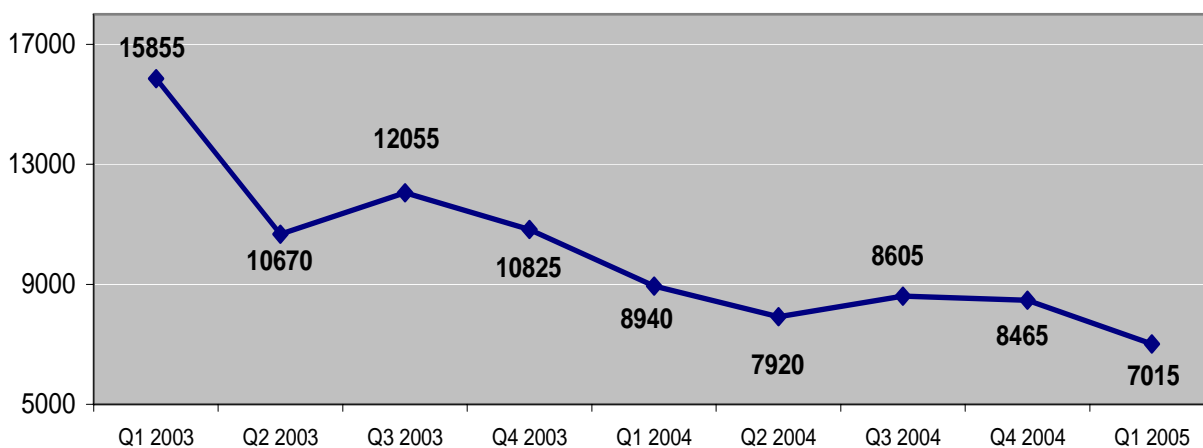
Asylum applications – National

Number of applications for the past 9 quarters

- Applications: 7,015 17% less than previous quarter

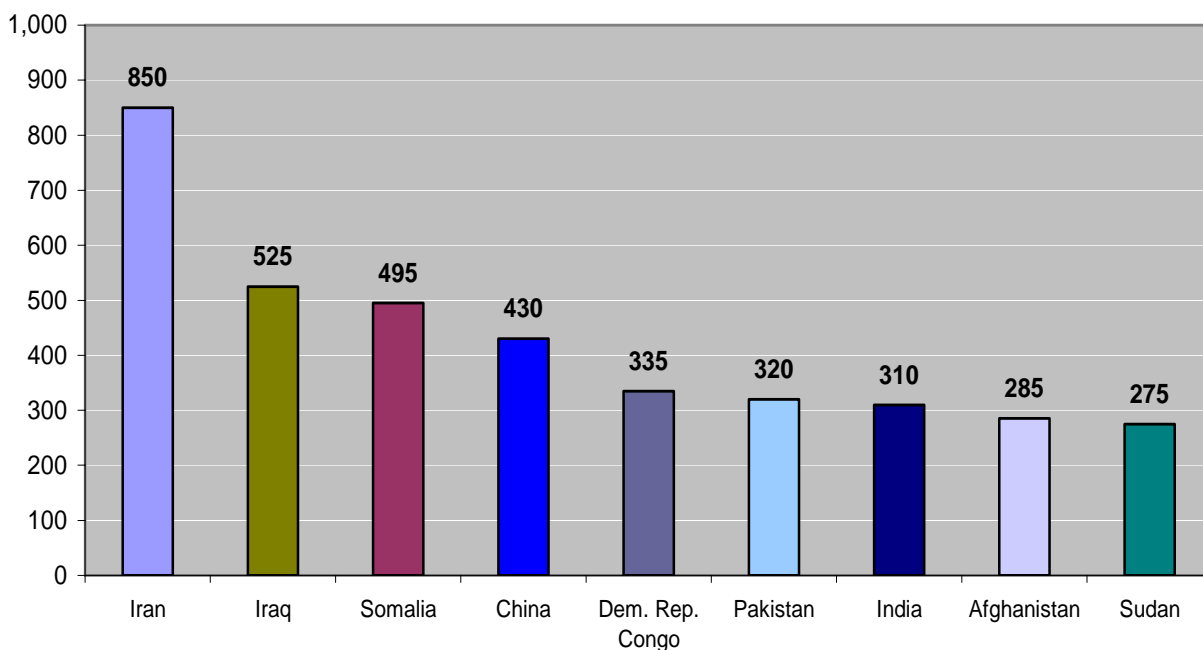
Applications for asylum (excluding dependants) in the UK fell by 17% in Q1 to 7,015, from Q4 (8,465) and was 22% less than Q1 2004.

The Chart below shows the number of applications for the past 9 quarters:



The top ten nationalities applying for asylum in Q1 of 2005

The largest nationality applying for asylum in Q1 of 2005 was Iran with 850 applications 23% lower than Q4. Below shows the top 10 nationalities applying for asylum in the UK in Q1:



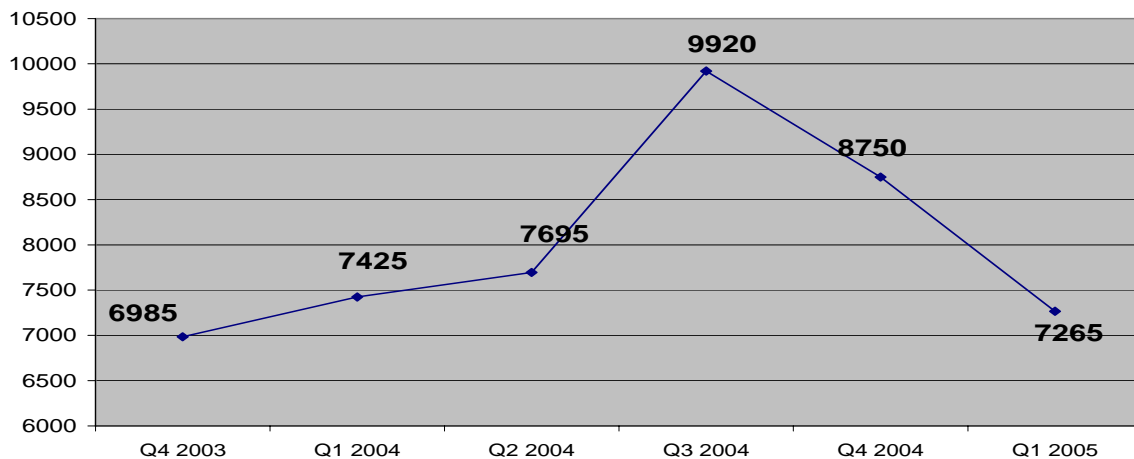
NASS applications - National

Number of NASS applications made in the past 6 quarters

- **Total applications: 7265 which was 17% lower than previous quarter**

The number of applications for NASS support in Q1 was 7,265 17% lower than Q4 (8,750) and 2% lower than Q1 2004. In 2004, NASS received 33,790 applications for support compared with 37,000 in 2003.

In Q1, 6,220 (86%) applications were from single adults and 1,045 (14%) were from family groups.



- **Support type:**

- In Q1, **4,305** (59%) applications were for accommodation and subsistence support and **2,310** (32%) of applications were for subsistence only support.
- The remaining 9% of applications were classified as invalid or unknown.

Top Ten Nationalities applying for NASS support:

Iran	1,075
Iraq	690
Somalia	535
Sudan	350
Dem. Rep. Congo.	335
Eritrea	330
Pakistan	330
Afghanistan	315
China	250
Turkey	245
Others	2,805
Total	7,265

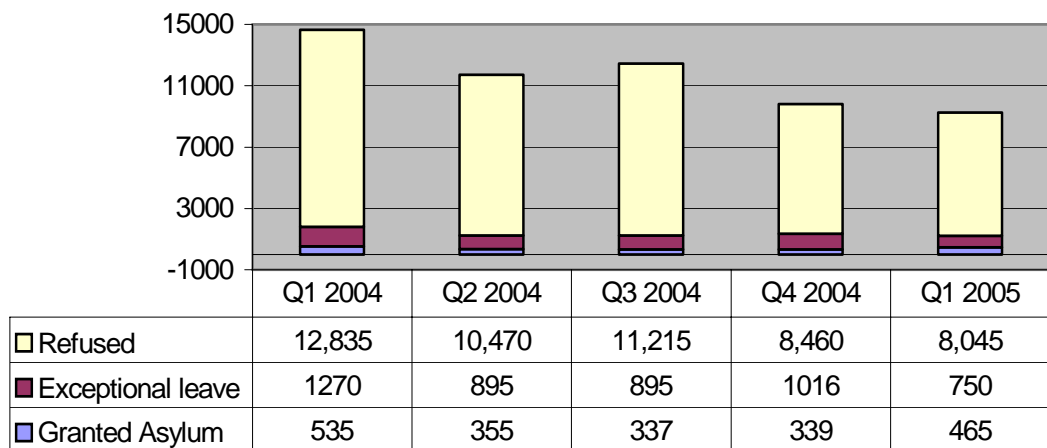
Asylum application initial decisions – National

Number of decisions made for the past 5 quarters

• Initial Decisions in Q1: 8,045, 5% lower than previous quarter

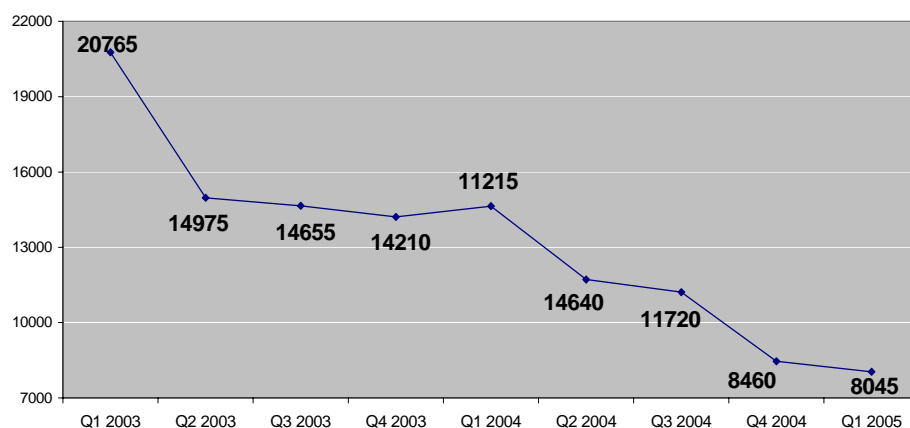
- 8,045 initial decisions were made in Q1, 5% lower than in Q4 (8,460) but higher than the level of applications.
- The number of cases awaiting an initial decision continued to fall, to 8,700 at the end of March 2005 (17,500 at the end of March 2004). Of this total, 4,400 cases were work in progress, i.e. the application had been outstanding for 6 months or less.
- 6% of initial decisions in Q1 granted asylum, higher than Q4 (4%). The proportion granted humanitarian protection or discretionary leave fell from 12% in Q4 to 10%. 84% of initial decisions were refusals, slightly lower than Q4 (85%).

The Chart below demonstrates the number of decisions made for the past 5 quarters:



Number of decisions made for the past 9 quarters

The Chart below shows the number of Initial decisions made for the period from Q1 of 2003 to Q1 of 2005:



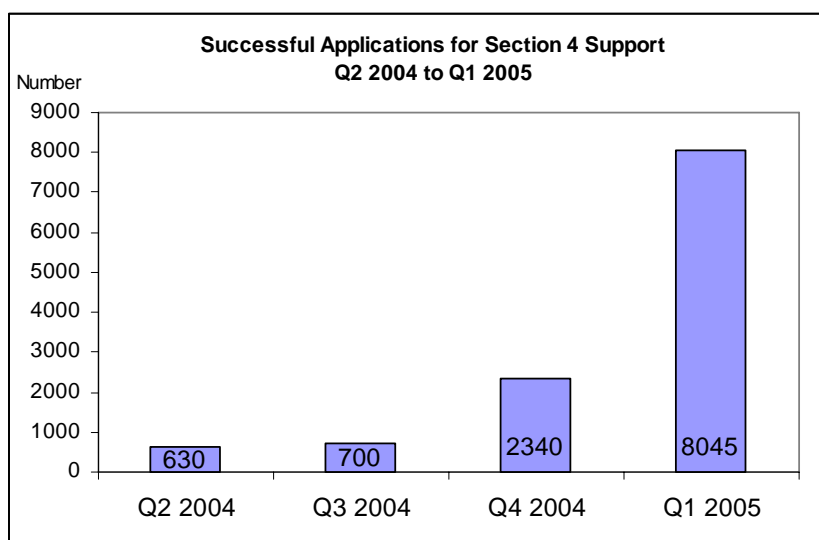
Timeliness of Initial Decisions

- 77% of applications received in Q4 (October to December) 2004 had initial decisions reached and served within two months, compared with 83% for Q3 (July to September) 2004.
-

Support under section 4 ('Hard Case') of the Immigration and Asylum Act 1999 is provided in the form of accommodation and food, and other basic essential items. Individuals are generally eligible for section 4 support if their asylum application has been finally determined as refused, but they are destitute and there are reasons that temporarily prevent them from leaving the United Kingdom. These reasons are:

- unable to leave UK by reason of a physical impediment to travel or some medical reason; or
- unable to leave UK because there is no current viable route of return to the country of origin; or
- taking reasonable steps to leave the UK or place themselves in a position in which they can leave the UK; or
- permission has been obtained to proceed with a judicial review against a decision relating to the person's asylum claim; or
- the provision of support is otherwise necessary to avoid a breach of the person's human rights.

- The number of successful applications for section 4 support in Q1 2005 was 244% higher than in Q4 2004 – mostly from Iraqis
- The rise in successful applications since Q4 2004 is due in large part to new evidence about the viability of safe return to Iraq.



- Iraq was the top nationality with 6,830 successful applications, 85% of all accepted cases.

As at the end of Q1 (March) 2005: 5,180 applicants were in receipt of section 4 ('Hard Case') support.

Not all those who successfully apply for section 4 support take up the offer of support. As a result the number of cases actually supported as at the end of Q1 2005 was, 5,180, lower than the number of successful applications for the quarter. The supported figure excludes those who have had their support terminated.

Nationality	Number
Iraq	6,830
Iran	265
Eritrea	210
Dem. Rep. Congo	115
Somalia	80
Ethiopia	75
Afghanistan	45
Sudan	40
Zimbabwe	35
Turkey	25
Others	320
Total	8,045

Asylum appeals - National

Appeals received

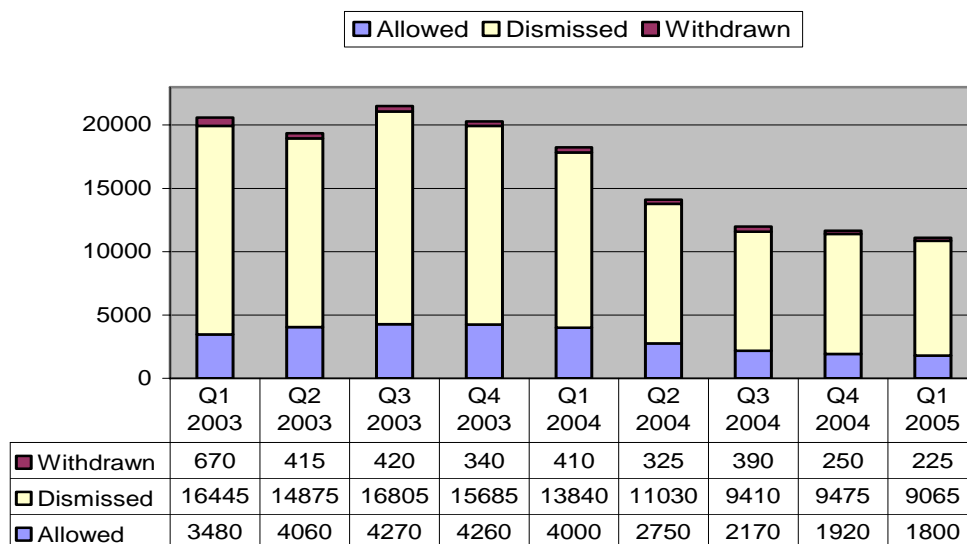
- **Appeals received in Q1: 5,700 20% lower than previous quarter**
- It is estimated that 5,700 appeals were received by the Home Office in Q1 of 2005, compared with 7,100 in Q4 2004.

Appeals determined

- Appeals determined in Q1: 11,085, 5% lower than previous quarter
- The number of appeals determined by adjudicators fell in Q1 by 5% to **11,085** from 11,640 in Q4 and was **39% lower** than in Q1 2004 (18,255).
- The proportion of appeals dismissed rose slightly to 82% in Q1 from 81% in Q4, whilst the proportion of appeals allowed remained at 16%.

Appeals determined by Immigration (IAA)

The Chart below shows the number of appeals determined by Immigration Appellate Authority (IAA) Adjudicators



- As at 31 March 2005, there were an estimated 4,000 appeals lodged with the Home Office which had not been sent to the IAA (a proportion of appeals lodged do not result in appeal bundles being sent to the IAA).
- The total number of asylum appeals in progress in the IAA as at 31 March 2005, was 16,300 (9,000 at the Adjudicator Tier, 3,500 applications for permission to appeal to the Tribunal, and 3,800 Tribunal Appeals).

Timeliness of Appeal decisions - up to and including appeals at Immigration Appellate Authority and Immigration Appeal Tribunal

- 59% of applications received in April to September 2004 had a final decision, up to and including appeals at the IAT, within 6 months, compared with 64% for 2003/2004.

Applications to European Countries 2003 and 2004

Number of applications made to European countries

In Total 310,100 asylum applications were made to European Countries (i.e. EU plus Switzerland and Norway) in 2004. The highest numbers of applications were made in France (25.02%), UK (15.33%) and Germany (13.58%). The table below shows the number of applications made to European Countries in 2003 and 2004[†]

	Number of applicants (Including dependants)		% Change	% of Total
	2003	2004		
Luxemburg	1,600	1,600	1%	0.61%
Greece	8,200	4,500	-45%	1.72%
France	62,000	65,600	6%	25.02%
*Sweden	31,400	23,200	-26%	8.85%
Spain	5,900	5,400	-9%	2.06%
Norway	15,600	7,900	-49%	3.01%
Belgium	19,300	17,500	-9%	6.67%
Finland	3,200	3,900	20%	1.49%
Austria	32,400	24,700	-24%	9.42%
Switzerland	20,800	14,200	-32%	5.42%
Denmark	4,600	3,200	-29%	1.22%
Netherlands	13,400	9,800	-27%	3.74%
Germany	50,600	35,600	-30%	13.58%
Ireland	7,900	4,800	-40%	1.83%
UK	60,000	40,200	-33%	15.33%
Portugal	100	100	0%	0.04%
Italy	13,500	n/a	n/a	n/a
Total EU15	313,900	239,900	-24%	79%
Cyprus	4,400	9,900	124%	3.55%
Malta	600	1,200	116%	0.43%
Slovakia	10,400	11,400	10%	4.09%
Slovenia	1,100	1,200	6%	0.43%
Czech Repub.	11,400	5,500	-52%	1.97%
Poland	6,900	8,100	17%	2.90%
Hungary	2,400	1,600	-33%	0.57%
Lithuania	200	100	-22%	0.04%
Estonia	*	*	100%	
Latvia	*	*	0%	
Total EU25	n/a	278,900	n/a	93%
Norway	15,600	7,900	-49%	3%
Switzerland	20,800	14,200	-32%	5%
Total Europe	387,700	301,100	-22%	

* Less than a hundred

Asylum seekers and refugees worldwide

Asylum Levels in industrialized Countries, Q1 2005

This section is based on monthly asylum application data received from national asylum authorities in Europe, North America, Australia, New Zealand and Japan. Currently, 36 industrialised asylum counties are included in this reporting system.

- During the first quarter (Q1) of 2005, 81,900 asylum applications were submitted in the **36 industrialised countries**, 13 % fewer than during the fourth quarter (Q4) of 2004 (94,200). Asylum applications dropped by 17% compared to the first quarter of 2004 (98,600) and by 36% compared to the first quarter of 2003 (127,600).
- In 31 European countries, asylum levels decreased by 15%, from Q4 2004 to Q1 2005, by 18% from Q1 2004 to Q1 2005 and by 34% from Q1 2003 to Q1 2005.
- The 24 countries of the European Union (EU) covered in this section registered a 14% decrease in new asylum applications submitted during the first quarter of 2005 as compared to the fourth quarter of 2004.
- The largest fall in quarterly asylum levels was reported by the 10 new EU member countries. In Q1 of 2005, these countries received 6,000 new asylum requests, a 46% decrease compared to Q4 of 2004. In the five Nordic countries, the level of asylum applications submitted during Q1 of 2005 decreased by 23% compared to Q4 of 2004.
- North America reported a drop in asylum requests from Q4 of 2004 to Q1 of 2005 to Q1 of 2005 (-7%), but a significant decline compared to Q1 of 2003 (-40%). Similarly, there was no change in asylum levels in Australia and New Zealand in Q1 of 2005 as compared to Q4 of 2004, but a important drop compared to Q1 of 2003 (-44%).

Countries of Asylum

- Since Q4 of 2003, **France** has been leading asylum-seeker receiving country among the group of 36 industrialised countries covered in this section of the report. The number of asylum applications lodged in France increased by 4% from Q4 of 2004 (15,000) to Q1 of 2005 (15,700). France received 19% of all asylum applications submitted in the 36 countries during Q1 of 2005.
- During the first quarter of 2005, the **United States** continued to be second largest asylum country, receiving 13,600 applications or almost 17% of all applications submitted in the 36 countries. The **United Kingdom**, which registered 18% fewer asylum requests compared to Q4 of 2004, remained the third largest asylum-seeker receiving country. During Q1 of 2005, the United Kingdom received 10% of all asylum requests.
- From Q4 of 2004 to Q1 of 2005, 22 countries experienced a fall in the number of new asylum claims lodged, 13 asylum countries reported an increase, while one country recorded no change in the number of asylum requests. Among the larger destination countries, those reporting a significant fall in quarterly applications were **Austria** (-29%), **Canada** (-36%), **Norway** (-33%), **Poland** (-58%) and **the Slovak Republic** (-75%).

- Greece was the only country which reported an important increase in the level of asylum requests during the first three months of 2005 (177%). This increase, which was mostly due to the rise in the number of asylum-seekers from **Georgia** from 16 in Q4 of 2004 to 990 in Q1 of 2005, is believed to be related more to the administrative process in Greece than to arrival of new asylum-seekers.

Origin of Asylum seekers

- In the 36 asylum countries included in this section of the report, **Serbia and Montenegro** was the leading country of origin of asylum seekers during the first quarter of 2005 (5,100 requests), followed by **the Russian Federation** (4,900), **China** (4,700), **Turkey** (3,700), **Iraq** (2,900), **Georgia** (2,600), **Haiti** (2,600), **Nigeria** (2,400), **the Democratic Republic of Congo** (2,400) and **the Islamic Republic of Iran** (2,200).
- Among the leading countries of origin, those recording a strong decline in the number of asylum applications from Q4 of 2004 to Q1 of 2005 included **the Russian Federation** (-42%), **the Islamic Republic of Iran** (-29%), **India** (-24%), **Afghanistan** (-23%), **Pakistan** (-29%), **Columbia** (-40%), **Bangladesh** (-37%), **Sudan** (-26%) and **Eritrea** (-26%).
- There were a few nationalities recording a significant rise in asylum requests from Q4 of 2004 to Q1 of 2005. The number of asylum-seekers from **El Salvador** rose by 87%, primarily due to an increase in applications submitted to US Department of Homeland Security. Although significantly higher than in 2003 and 2004, the current level of applications lodged by nationals from El Salvador in the US is similar to that of 2000. Similarly, the increase in asylum-seekers from **Guatemala** (67%) is limited to the United States, following a particularly low number of applications during 2004.

Acknowledgements

Asylum Levels and Trends in Industrialized Countries 2005 - UNHCR Report – First Quarter

<http://www.unhcr.ch/statistics>

Home Office: Asylum Statistics: 1st Quarter 2005 United Kingdom -

<http://www.homeoffice.gov.uk/rds/pdfs05/asylumq404.pdf>

NECARS internal data supplied to NERS.